

4

3

2

1

D

D

C

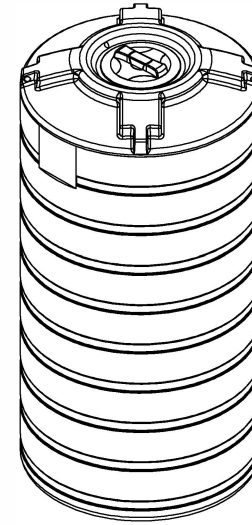

C

B


B

A


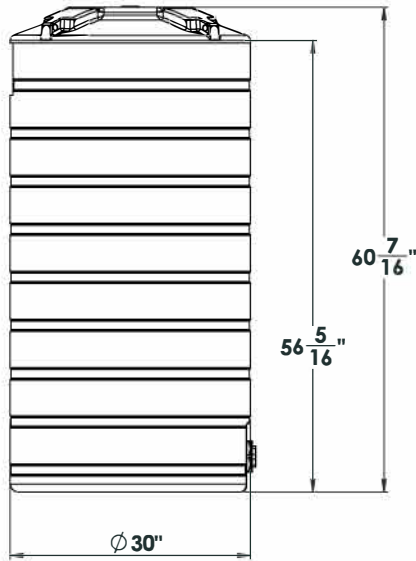
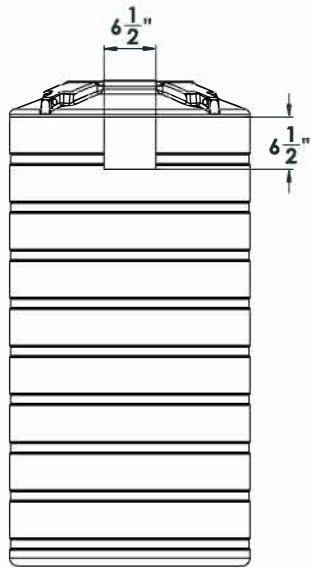
A



8 inch lid



2 inch threaded fitting



NOTE: Allow +/- 1.5% Shrinkage

For more information or to get your questions answered, contact us!
www.clarionmunicipal.com or call us at : (+1) 863-261-8388 | info@oneclarion.com

PROPRIETARY AND CONFIDENTIAL
 THE INFORMATION CONTAINED IN THIS DRAWING IS THE SOLE PROPERTY OF ENDURAPLAS LLC. ANY REPRODUCTION IN PART OR AS A WHOLE WITHOUT THE WRITTEN PERMISSION OF ENDURAPLAS LLC IS PROHIBITED.

UNLESS OTHERWISE SPECIFIED:		NAME	DATE	ENDURAPLAS LLC	
DIMENSIONS ARE IN INCHES		DRAWN	DNS	10/31/16	TITLE:
TOLERANCES:		CHECKED			TLV00150
FRACTIONAL ±		BNG APPR.			SIZE DWG. NO.
ANGULAR: MACH ±		MFG APPR.			C
BEND ±		Q.A.			REV
TWO PLACE DECIMAL ±		COMMENTS:			1
THREE PLACE DECIMAL ±					SHEET 1 OF 1
INTERPRET GEOMETRIC TOLERANCING PER:					SCALE: 1:20 WEIGHT:
MATERIAL:					
NEXTASSY	USED ON	FINISH			
APPLICATION		DO NOT SCALE DRAWING			

4

3

2

1