

8

7

6

5

4

3

2

1

F

E

D

C

B

A

F

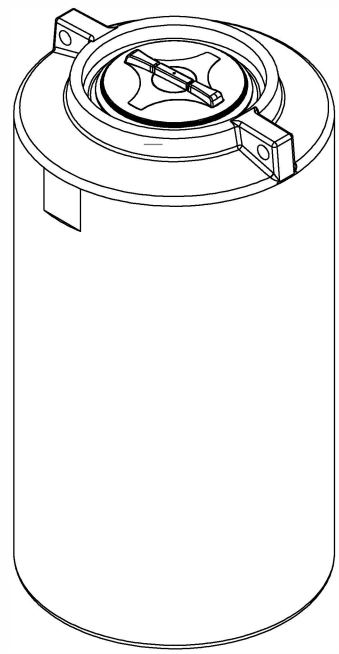
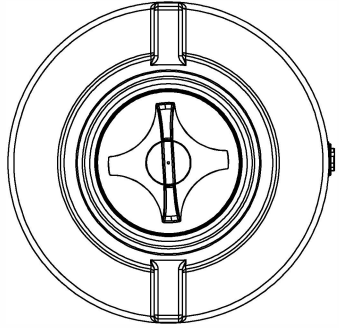
E

D

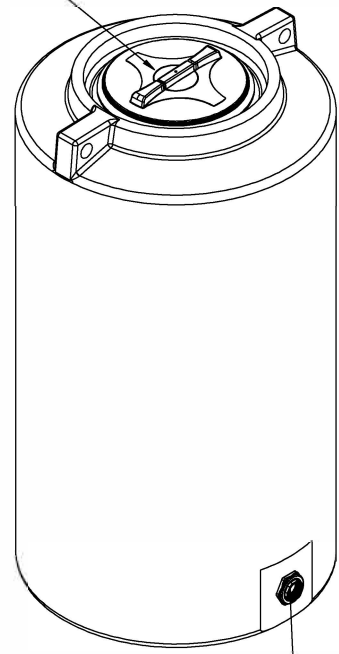
C

B

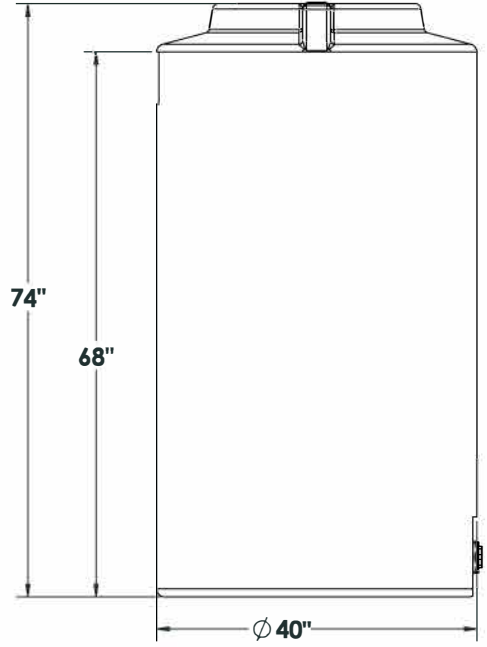
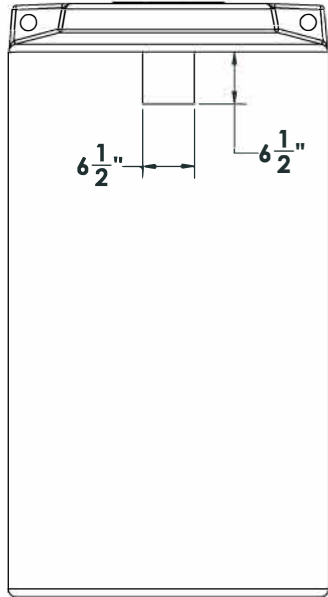
A



16 inch lid



2 inch threaded fitting



NOTE: Allow +/- 1.5% Shrinkage

For more information or to get your questions answered, contact us!
www.clarionmunicipal.com or call us at : (+1) 863-261-8388 | info@oneclarion.com

PROPRIETARY AND CONFIDENTIAL
 THE INFORMATION CONTAINED IN THIS DRAWING IS THE SOLE PROPERTY OF ENDURAPLAS LLC. ANY REPRODUCTION IN PART OR AS A WHOLE WITHOUT THE WRITTEN PERMISSION OF ENDURAPLAS LLC IS PROHIBITED.

		UNLESS OTHERWISE SPECIFIED	NAME	DATE	ENDURAPLAS LLC
		DIMENSIONS ARE IN INCHES	DNS	10/31/16	
		TOLERANCES:	TITLE:		
		FRACTIONALS:	TLV00340		
		ANGULAR: MACH ±	SIZE DWG. NO.		
		BEND ±	C		
		TWO PLACE DECIMAL ±	REV		
		THREE PLACE DECIMAL ±	1		
		INTERPRET GEOMETRIC TOLERANCE SYMBOL	SCALE: 1:16 WEIGHT:		
		MATERIAL	SHEET 1 OF 1		
NEXT ASSY	USED ON	FINISH			
APPLICATION		DO NOT SCALE DRAWING			

8 7 6 5 4 3 2 1