



ENGINEERED FOR ENDURANCE



TABLE OF CONTENTS

VERTICAL STORAGE TANKS	10
HORIZONTAL TRANSPORT TANKS	22
NURSE TRAILERS	36
CONE BOTTOM TRAILERS	48
CHEMICAL HANDLING SYSTEM	54
SPRAY EQUIPMENT	60
FIRE EQUIPMENT	76
REFUELING EQUIPMENT	90

IMPROVING FAMILY FARM OPERATIONS™

Your operation is only as good as the equipment you choose to trust, and that isn't a responsibility we take lightly. Every one of our products takes longer to design and costs more to craft. We overbuild, torture test, and back them with the longest warranty in the industry.


We were the first in the USA to use a Pin-Mount™ system to attach transport tanks to trailers, making them safer and easier to maintain. We build our liquid storage tanks with ribbed walls, a stronger roof, and use 30% stronger raw materials to safeguard your liquids investment. We pioneered the counter-balanced tractor sprayer tank to reduce tractor rollovers, the No. 1 on-the-job-killer of farmers.


If we can't build something that makes farming safer, more efficient, or more reliable, we don't build it. And we proudly manufacture every tank here in the USA, where we can personally make sure every product that leaves our doors is strong enough to carry the weight of your harvest.

Proudly distributed by



www.clarionmunicipal.com | (+1) 863-261-8388 | info@oneclarion.com



QUALITY GOODS BY

ENDURAPLAS®

enduraplasgear.com

Proudly distributed by



www.clarionmunicipal.com | (+1) 863-261-8388 | info@oneclarion.com

TANKS & TRAILERS



Proudly distributed by



www.clarionmunicipal.com | (+1) 863-261-8388 | info@oneclarion.com

THV SERIES

FLAT BOTTOM STORAGE TANK

10
YEAR
TANK WARRANTY



THE ULTIMATE LIQUIDS PROTECTION

We overbuild these tanks from every angle with thicker walls, a reinforced Strong-X™ roof design, and built-in ribs to prevent the walls from bowing when the loads get heavy. This tank is so tough that it still held liquid after we dropped a Chevy Blazer on it in our torture test.

STRONG-X™ ROOF DESIGN

The beefed up roof structure with molded-in truss-like supports will not collapse in extreme weather conditions.

ANCHOR-POINT™ LUGS

Four hefty built-in lifting and tie-down points at each corner make it easy to handle.

RIBBED-WALL™ STRUCTURE

The ribs act like belts around the tank, keeping it in shape - this reduces bulging.

ROTO-MOLD CONSTRUCTION

When cooked and cooled at an even rate, the raw material is bonded together to make this tank virtually indestructible.

THICK-WALL™ DESIGN

Extra-thick walls provide unmatched strength and durability.

SINGLE-PIECE™ CONSTRUCTION

Rotationally-molded in a single mold means the tank is seamless, water-tight and leak-proof.

FLAT BOTTOM STORAGE TANK

THV SERIES

Proudly distributed by



www.clarionmunicipal.com | (+1) 863-261-8388 | info@oneclarion.com

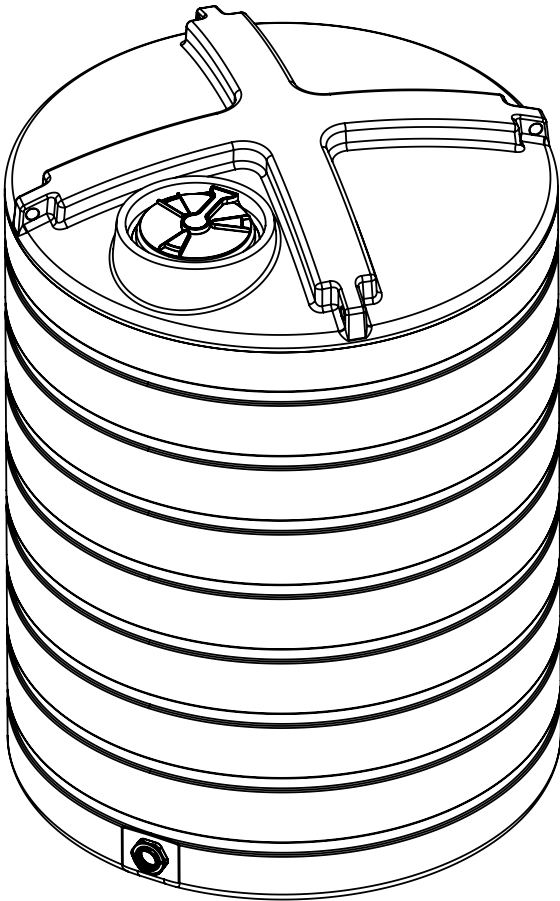
SPECIFICATIONS



THV10000		THV06250		THV06000	
TANK SIZE (GAL)	10,400	TANK SIZE (GAL)	6,300	TANK SIZE (GAL)	6,500
DIAMETER	144"	DIAMETER	120"	DIAMETER	110"
HEIGHT	178"	HEIGHT	147"	HEIGHT	179"
LID SIZE	16"	LID SIZE	16"	LID SIZE	16"
FITTING SIZE	3"	FITTING SIZE	3"	FITTING SIZE	3"
SPECIFIC GRAVITY	1.9	SPECIFIC GRAVITY	1.9	SPECIFIC GRAVITY	1.9
SIPHON TUBE	Yes	SIPHON TUBE	Yes	SIPHON TUBE	Yes
COLORS**	Green, Black	COLORS**	Green, Black	COLORS**	Green, Black
MANUFACTURED IN*	ND, TX	MANUFACTURED IN*	TX	MANUFACTURED IN*	ND
THV05200		THV05000		THV03000	
TANK SIZE (GAL)	5,200	TANK SIZE (GAL)	5,500	TANK SIZE (GAL)	3,126
DIAMETER	100"	DIAMETER	110"	DIAMETER	90"
HEIGHT	164"	HEIGHT	150"	HEIGHT	125"
LID SIZE	16"	LID SIZE	16"	LID SIZE	16"
FITTING SIZE	3"	FITTING SIZE	3"	FITTING SIZE	3"
SPECIFIC GRAVITY	1.9	SPECIFIC GRAVITY	1.9	SPECIFIC GRAVITY	1.9
SIPHON TUBE	Yes	SIPHON TUBE	Yes	SIPHON TUBE	Yes
COLORS**	Green, Black	COLORS**	Green, Black	COLORS**	Green, Black
MANUFACTURED IN*	TX	MANUFACTURED IN*	ND	MANUFACTURED IN*	ND, TX
THV02500		THV01750		THV01550	
TANK SIZE (GAL)	2,680	TANK SIZE (GAL)	2,009	TANK SIZE (GAL)	1,700
DIAMETER	90"	DIAMETER	85"	DIAMETER	85"
HEIGHT	113"	HEIGHT	89"	HEIGHT	80"
LID SIZE	16"	LID SIZE	16"	LID SIZE	16"
FITTING SIZE	2"	FITTING SIZE	2"	FITTING SIZE	2"
SPECIFIC GRAVITY	1.9	SPECIFIC GRAVITY	1.9	SPECIFIC GRAVITY	1.9
SIPHON TUBE	No	SIPHON TUBE	No	SIPHON TUBE	No
COLORS**	Green, Black	COLORS**	Green, Black	COLORS**	Green, Black
MANUFACTURED IN*	ND, TX	MANUFACTURED IN*	ND, TX	MANUFACTURED IN*	ND, TX

THV01125		THV01100		THV00550	
TANK SIZE (GAL)	1,125	TANK SIZE (GAL)	1,100	TANK SIZE (GAL)	550
DIAMETER	85"	DIAMETER	60"	DIAMETER	60"
HEIGHT	56"	HEIGHT	97"	HEIGHT	52"
LID SIZE	16"	LID SIZE	16"	LID SIZE	16"
FITTING SIZE	2"	FITTING SIZE	2"	FITTING SIZE	2"
SPECIFIC GRAVITY	1.9	SPECIFIC GRAVITY	1.9	SPECIFIC GRAVITY	1.9
SIPHON TUBE	No	SIPHON TUBE	No	SIPHON TUBE	No
COLORS**	Green, Black	COLORS**	Green, Black	COLORS**	Green, Black
MANUFACTURED IN*	TX	MANUFACTURED IN*	ND, TX	MANUFACTURED IN*	ND, TX

**Yellow & White are available upon special request.
*ND = North Dakota, TX = Texas



FLAT BOTTOM STORAGE TANK THV SERIES



THE HEAVIEST TANK IN AMERICA

Your storage tanks have a lot riding on them. Spilled liquid could be an unexpected expense at best and irreplaceable come spray season at worst. Our engineers developed every element of our flat bottom and cone bottom tanks to give you the safest, heaviest, and most durable liquid storage option you can buy. Our tank walls are thicker and our Ribbed-Wall™ design prevents the walls from flexing under heavy loads. Our Strong-X™ roof design prevents the roof from collapsing. We even manufacture our polymer using a more expensive high-pressure extrusion process to make our raw material 30% stronger than the competition's dry mix polymer.



THC SERIES

CONE BOTTOM STORAGE TANK



10
YEAR
TANK WARRANTY



MADE IN USA



FULLY-DRAINING LIQUID STORAGE

This fully-draining version of our storage tank includes a 15° cone-shaped bottom, making it easy to use for different liquids throughout the year.

STRONG-X™ ROOF DESIGN

The beefed up roof structure with molded-in truss-like supports will not collapse in extreme weather conditions.

ANCHOR-POINT™ LUGS

Four hefty built-in lifting and tie-down points at each corner make it easy to handle.

RIBBED-WALL™ STRUCTURE

The ribs act like belts around the tank, keeping it in shape - this reduces bulging.

AUTO-DRAIN™ CONE BASE

The 15° cone base channels every ounce of liquid to the drain.

THICK-WALL™ DESIGN

Extra-thick walls provide unmatched strength and durability.

SINGLE-PIECE™ CONSTRUCTION

Rotationally-molded in a single mold means the tank is seamless, water-tight and leak-proof.

CONE BOTTOM STORAGE TANK

THC SERIES

Proudly distributed by



www.clarionmunicipal.com | (+1) 863-261-8388 | info@oneclarion.com

SPECIFICATIONS

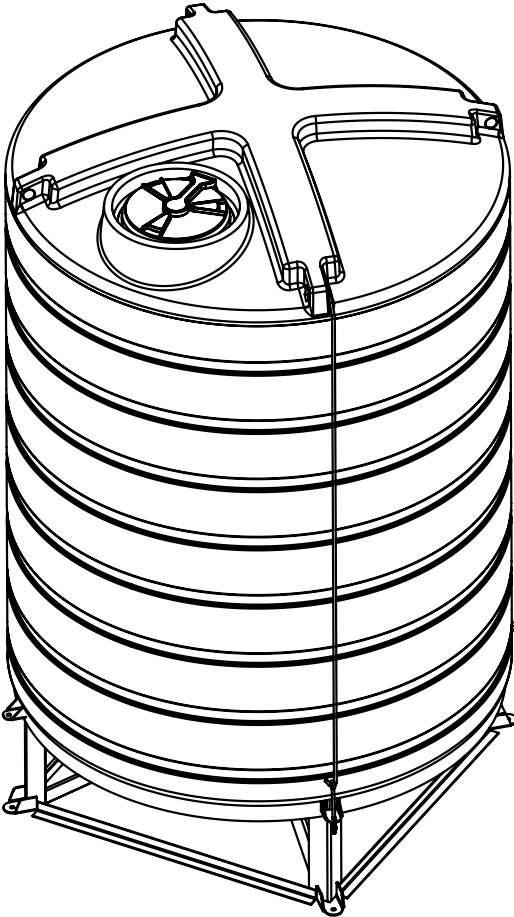


THC10000K		THC10000		THC05000K	
TANK SIZE (GAL)	10,400	TANK SIZE (GAL)	10,400	TANK SIZE (GAL)	5,500
STAND INCLUDED	YES	STAND INCLUDED	NO	STAND INCLUDED	YES
DIAMETER	144"	DIAMETER	144"	DIAMETER	110"
HEIGHT	202"	HEIGHT	193"	HEIGHT	175"
LID SIZE	16"	LID SIZE	16"	LID SIZE	16"
FITTING SIZE	3"	FITTING SIZE	3"	FITTING SIZE	3"
SPECIFIC GRAVITY	1.9	SPECIFIC GRAVITY	1.9	SPECIFIC GRAVITY	1.9
SIPHON TUBE	Yes	SIPHON TUBE	Yes	SIPHON TUBE	Yes
COLORS**	Green, Black	COLORS**	Green, Black	COLORS**	Green, Black
MANUFACTURED IN*	ND, TX	MANUFACTURED IN*	ND, TX	MANUFACTURED IN*	ND

THC05000		THC03000K		THC03000	
TANK SIZE (GAL)	5,500	TANK SIZE (GAL)	3,126	TANK SIZE (GAL)	3,126
STAND INCLUDED	NO	STAND INCLUDED	YES	STAND INCLUDED	NO
DIAMETER	110"	DIAMETER	90"	DIAMETER	90"
HEIGHT	166"	HEIGHT	146"	HEIGHT	136"
LID SIZE	16"	LID SIZE	16"	LID SIZE	16"
FITTING SIZE	3"	FITTING SIZE	3"	FITTING SIZE	3"
SPECIFIC GRAVITY	1.9	SPECIFIC GRAVITY	1.9	SPECIFIC GRAVITY	1.9
SIPHON TUBE	Yes	SIPHON TUBE	Yes	SIPHON TUBE	Yes
COLORS**	Green, Black	COLORS**	Green, Black	COLORS**	Green, Black
MANUFACTURED IN*	ND	MANUFACTURED IN*	ND, TX	MANUFACTURED IN*	ND, TX

THC01550K		THC01550	
TANK SIZE (GAL)	1,700	TANK SIZE (GAL)	1,700
STAND INCLUDED	YES	STAND INCLUDED	NO
DIAMETER	85"	DIAMETER	85"
HEIGHT	87"	HEIGHT	77"
LID SIZE	16"	LID SIZE	16"
FITTING SIZE	2"	FITTING SIZE	2"
SPECIFIC GRAVITY	1.9	SPECIFIC GRAVITY	1.9
SIPHON TUBE	Yes	SIPHON TUBE	Yes
COLORS**	Green, Black	COLORS**	Green, Black
MANUFACTURED IN*	ND, TX	MANUFACTURED IN*	ND, TX

**Yellow & White are available upon special request.
*ND = North Dakota, TX = Texas



CONE BOTTOM STORAGE TANK THC SERIES

COMPOUND- COLOR™ POLYMER

Simply pouring colored powder into the mix may be the easy way to create roto molded polymer... but easy isn't how we do things. Our raw material is forged using a high-pressure extrusion process that forces the color into the polymer at a molecular level. With additional secret ingredients, the result is 30% stronger and it enables us to produce our line of completely light-blocking sprayer tanks that eliminate algae growth.

THF SERIES

FREESTANDING TRANSPORT TANK



10
YEAR
TANK WARRANTY



TOUGH LIQUID STORAGE ON THE GO

Taking your liquids on the road puts extreme forces on your tank... we've packed our transport tanks with features. From our Pin-Mount™ System to available Anti-Splash™ stainless lids, these enhancements minimize the risk of losing your valuable liquids investment to the pavement.

LIFTING-LUGS™

Built-in and engineered to take the weight of the tank, these make lifting the tank on and off the trailer a breeze.*

*Dry Weight Only.

PIN-MOUNT™ SYSTEM

The molded-in mounting lugs combined with heavy-duty steel pins will keep this tank fixed without movement.

THICK-WALL™ DESIGN

Extra-thick walls provide unmatched strength and durability.

ANTI-SPLASH™ STAINLESS LID

Lockable and spill-proof, this lid keeps liquid in while traveling on rough terrain.*

*Only on tanks 1,600 gallons or larger.

ROTO-MOLD CONSTRUCTION

When cooked and cooled at an even rate, the raw material is bonded together to make this tank virtually indestructible.

SINGLE-PIECE™ CONSTRUCTION

Rotationally-molded in a single mold means the tank is seamless, water-tight and leak-proof.

FLAT BOTTOM TRANSPORT TANK

THF SERIES

Proudly distributed by



www.clarionmunicipal.com | (+1) 863-261-8388 | info@oneclarion.com

SPECIFICATIONS



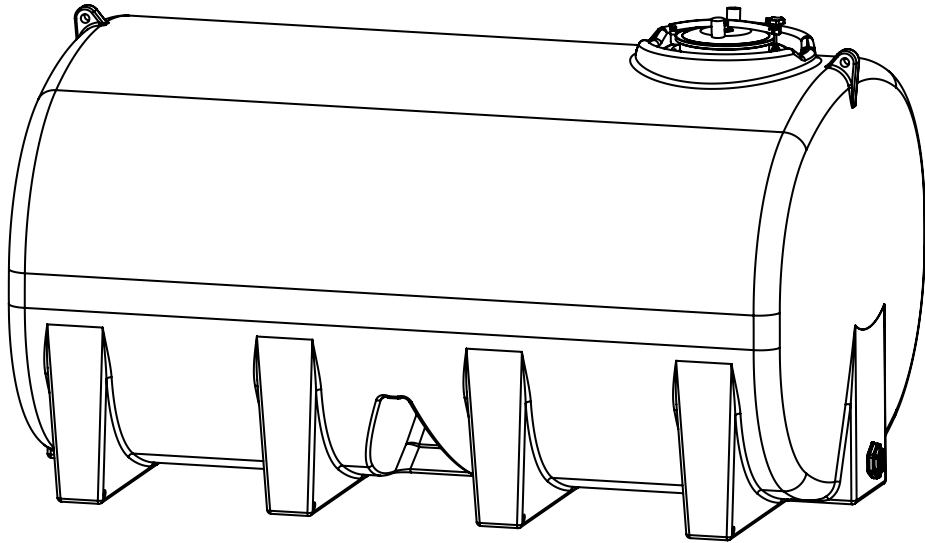
THF04500		THF03500		THF03200	
TANK SIZE (GAL)	4,500	TANK SIZE (GAL)	3,500	TANK SIZE (GAL)	3,200
LENGTH	179"	LENGTH	179"	LENGTH	145"
WIDTH	95"	WIDTH	95"	WIDTH	97"
HEIGHT	84"	HEIGHT	70"	HEIGHT	79"
LID SIZE	16"	LID SIZE	16"	LID SIZE	16"
LID TYPE	STAINLESS	LID TYPE	STAINLESS	LID TYPE	STAINLESS
FITTING SIZE	3"	FITTING SIZE	3"	FITTING SIZE	3"
SPECIFIC GRAVITY	1.9	SPECIFIC GRAVITY	1.9	SPECIFIC GRAVITY	1.9
COLORS**	Green, Black	COLORS**	Green, Black	COLORS**	Green, Black
MANUFACTURED IN*	ND	MANUFACTURED IN*	ND	MANUFACTURED IN*	ND
THF02500		THF02200		THF01900	
TANK SIZE (GAL)	2,500	TANK SIZE (GAL)	2,200	TANK SIZE (GAL)	1,900
LENGTH	130"	LENGTH	130"	LENGTH	130"
WIDTH	87"	WIDTH	71"	WIDTH	71"
HEIGHT	75"	HEIGHT	72"	HEIGHT	65"
LID SIZE	16"	LID SIZE	16"	LID SIZE	16"
LID TYPE	STAINLESS	LID TYPE	STAINLESS	LID TYPE	STAINLESS
FITTING SIZE	3"	FITTING SIZE	3"	FITTING SIZE	3"
SPECIFIC GRAVITY	1.9	SPECIFIC GRAVITY	1.9	SPECIFIC GRAVITY	1.9
COLORS**	Green, Black	COLORS**	Green, Black	COLORS**	Green, Black
MANUFACTURED IN*	ND	MANUFACTURED IN*	ND	MANUFACTURED IN*	ND
THF01600		THF01200		THF01000	
TANK SIZE (GAL)	1,600	TANK SIZE (GAL)	1,200	TANK SIZE (GAL)	1,100
LENGTH	130"	LENGTH	102"	LENGTH	94"
WIDTH	71"	WIDTH	70"	WIDTH	60"
HEIGHT	59"	HEIGHT	59"	HEIGHT	63"
LID SIZE	16"	LID SIZE	16"	LID SIZE	16"
LID TYPE	STAINLESS	LID TYPE	POLY	LID TYPE	POLY
FITTING SIZE	3"	FITTING SIZE	2"	FITTING SIZE	2"
SPECIFIC GRAVITY	1.9	SPECIFIC GRAVITY	1.9	SPECIFIC GRAVITY	1.9
COLORS**	Green, Black	COLORS**	Green, Black	COLORS**	Green, Black
MANUFACTURED IN*	ND	MANUFACTURED IN*	ND	MANUFACTURED IN*	ND

THF00500		THF00400		THF00250	
TANK SIZE (GAL)	550	TANK SIZE (GAL)	400	TANK SIZE (GAL)	260
LENGTH	80"	LENGTH	74"	LENGTH	55"
WIDTH	57"	WIDTH	46"	WIDTH	47"
HEIGHT	40"	HEIGHT	37"	HEIGHT	34"
LID SIZE	16"	LID SIZE	16"	LID SIZE	16"
LID TYPE	POLY	LID TYPE	POLY	LID TYPE	POLY
FITTING SIZE	2"	FITTING SIZE	2"	FITTING SIZE	2"
SPECIFIC GRAVITY	1.9	SPECIFIC GRAVITY	1.9	SPECIFIC GRAVITY	1.9
COLORS**	Green, Black	COLORS**	Green, Black	COLORS**	Green, Black
MANUFACTURED IN*	ND	MANUFACTURED IN*	ND	MANUFACTURED IN*	ND

**Yellow & White are available upon special request.
*ND = North Dakota, TX = Texas

MOUNTING PINS	
THF04500 - THF01600	8 X AZP04
THF01200	6 X AZP04
THF01000 - THF00500	6 X AZP03
THF00400	4 X AZP02
THF00250	4 X AZP01

*Mounting pins sold separately



FLAT BOTTOM TRANSPORT TANK THF SERIES



THD SERIES

SUMP BOTTOM TRANSPORT TANK



10
YEAR
TANK WARRANTY



LEAVE NOTHING IN THE TANK

Our sump bottom transport tank gives you our premium features: pin-mounts, thick walls, and available stainless lids. The fully-draining sump bottom prevents liquid from staying at the base of the tank.

LIFTING-LUGS™

Built-in and engineered to take the weight of the tank, these make lifting the tank on and off the trailer a breeze.

*Dry Weight Only.

PIN-MOUNT™ SYSTEM

The molded-in mounting lugs combined with heavy-duty steel pins will keep this tank fixed without movement.

THICK-WALL™ DESIGN

Extra-thick walls provide unmatched strength and durability.

ANTI-SPLASH™ STAINLESS LID

Lockable and spill-proof, this lid keeps liquid in while traveling on rough terrain.

*Only on tanks 1,600 gallons or larger.

AUTO-DRAIN™ SUMP BASE

The sloped tank base channels every ounce of liquid to the drain.

SINGLE-PIECE™ CONSTRUCTION

Rotationally-molded in a single mold means the tank is seamless, water-tight and leak-proof.

SUMP BOTTOM TRANSPORT TANK

THD SERIES

Proudly distributed by



www.clarionmunicipal.com | (+1) 863-261-8388 | info@oneclarion.com

SPECIFICATIONS

SUMP BOTTOM TANKS WITH FRAMES



THD03200K		THD02500K		THD02200K	
TANK SIZE (GAL)	3,200	TANK SIZE (GAL)	2,500	TANK SIZE (GAL)	2,200
LENGTH	145"	LENGTH	130"	LENGTH	130"
WIDTH	97"	WIDTH	87"	WIDTH	71"
HEIGHT	84"	HEIGHT	78"	HEIGHT	76"
MOUNTING PINS INCLD.	YES	MOUNTING PINS INCLD.	YES	MOUNTING PINS INCLD.	YES
FRAME INCLUDED	YES	FRAME INCLUDED	YES	FRAME INCLUDED	YES
LID SIZE & TYPE	16" STAINLESS	LID SIZE & TYPE	16" STAINLESS	LID SIZE & TYPE	16" STAINLESS
SPECIFIC GRAVITY	1.9	SPECIFIC GRAVITY	1.9	SPECIFIC GRAVITY	1.9
COLORS**	Green, Black	COLORS**	Green, Black	COLORS**	Green, Black
MANUFACTURED IN*	ND	MANUFACTURED IN*	ND	MANUFACTURED IN*	ND

THD01900K		THD01600K		THD01200K	
TANK SIZE (GAL)	1,900	TANK SIZE (GAL)	1,600	TANK SIZE (GAL)	1,200
LENGTH	130"	LENGTH	130"	LENGTH	102"
WIDTH	71"	WIDTH	71"	WIDTH	70"
HEIGHT	70"	HEIGHT	60"	HEIGHT	64"
MOUNTING PINS INCLD.	YES	MOUNTING PINS INCLD.	YES	MOUNTING PINS INCLD.	YES
FRAME INCLUDED	YES	FRAME INCLUDED	YES	FRAME INCLUDED	YES
LID SIZE & TYPE	16 STAINLESS	LID SIZE & TYPE	16" STAINLESS	LID SIZE & TYPE	16" POLY
SPECIFIC GRAVITY	1.9	SPECIFIC GRAVITY	1.9	SPECIFIC GRAVITY	1.9
COLORS**	Green, Black	COLORS**	Green, Black	COLORS**	Green, Black
MANUFACTURED IN*	ND	MANUFACTURED IN*	ND	MANUFACTURED IN*	ND

THD01010K		THD01000K		THD00500K	
TANK SIZE (GAL)	1,010	TANK SIZE (GAL)	1,100	TANK SIZE (GAL)	550
LENGTH	130"	LENGTH	94"	LENGTH	80"
WIDTH	49"	WIDTH	60"	WIDTH	57"
HEIGHT	59"	HEIGHT	71"	HEIGHT	49"
MOUNTING PINS INCLD.	YES	MOUNTING PINS INCLD.	YES	MOUNTING PINS INCLD.	YES
FRAME INCLUDED	YES	FRAME INCLUDED	YES	FRAME INCLUDED	YES
LID SIZE & TYPE	16" POLY	LID SIZE & TYPE	16" POLY	LID SIZE & TYPE	16" POLY
SPECIFIC GRAVITY	1.9	SPECIFIC GRAVITY	1.9	SPECIFIC GRAVITY	1.9
COLORS**	Green, Black	COLORS**	Green, Black	COLORS**	Green, Black
MANUFACTURED IN*	TX	MANUFACTURED IN*	ND	MANUFACTURED IN*	ND

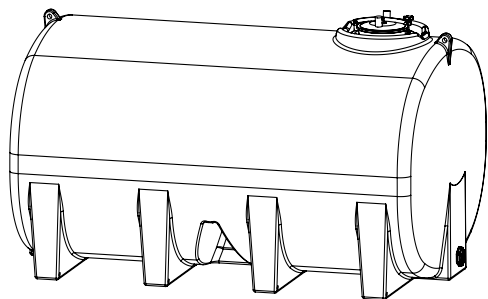
THD00400K		THD00250K	
TANK SIZE (GAL)	400	TANK SIZE (GAL)	260
LENGTH	74"	LENGTH	55"
WIDTH	46"	WIDTH	47"
HEIGHT	45"	HEIGHT	37"
MOUNTING PINS INCLD.	YES	MOUNTING PINS INCLD.	YES
FRAME INCLUDED	YES	FRAME INCLUDED	YES
LID SIZE & TYPE	16" POLY	LID SIZE & TYPE	16" POLY
SPECIFIC GRAVITY	1.9	SPECIFIC GRAVITY	1.9
COLORS**	Green, Black	COLORS**	Green, Black
MANUFACTURED IN*	ND	MANUFACTURED IN*	ND

**Yellow & White are available upon special request.
*ND = North Dakota, TX = Texas

See pages 30-31 for product specs without frames.
SUMP BOTTOM TRANSPORT TANK THD SERIES

SPECIFICATIONS

SUMP BOTTOM TANKS WITHOUT FRAMES




THD TANKS WITHOUT FRAMES	
PRODUCT CODE	DIMENSIONS (L x W x H)
THD03200	145" x 97" x 83"
THD02500	130" x 87" x 77"
THD02200	130" x 71" x 75"
THD01900	130" x 71" x 69"
THD01600	130" x 71" x 59"
THD01200	102" x 70" x 63"
THD01010	130" x 49" x 59"
THD01000	94" x 60" x 70"
THD00500	80" x 57" x 48"
THD00400	74" x 46" x 42"
THD00250	55" x 47" x 37"

*All other specs are the same as THD tanks with frames on pages 28-29.

MOUNTING PINS	
THD03200 - THD01600	8 X AZP04
THD01200	6 X AZP04
THD01010	8 X AZP03
THD01000 - THD00500	6 X AZP03
THD00400	4 X AZP02
THD00250	4 X AZP01

*Mounting pins sold separately when tank is purchased without frame.

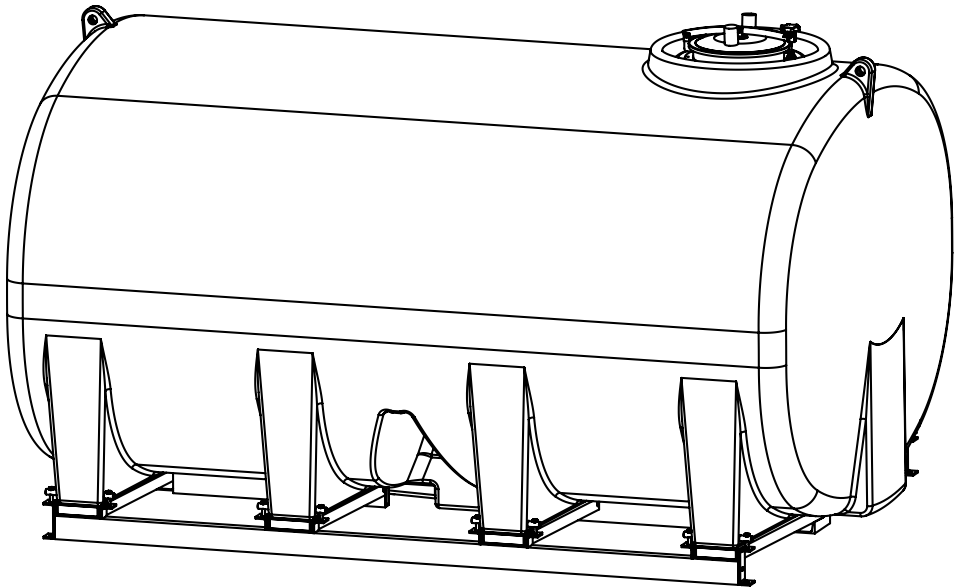


PRODUCT CODE: AZSW0001

THD03200 8 NEEDED

THD02800 8 NEEDED

Tank wedges can only be used with THD03200 and THD02800 to reduce the height of the tank and eliminate the need for a frame.




SUMP BOTTOM TRANSPORT TANK THD SERIES

THE ANTI-SPLASH™ LID

A transport tank is only as strong as its lid. When you brake, your tank's lid must withstand up to 3,200 gallons of sloshing liquid. Our Anti-Splash™ Lid is constructed of tough, corrosion-resistant stainless steel that keeps your heaviest loads from breaking out of the lid and wasting your valuable liquids. And thanks to its heavy-duty locking mechanism, this lid is tough to break into as well.





**“IF LOVE IS A
PROPER TERM,
I LOVE IT.
ITS CUT OUR
SPRAYING TIME
AT LEAST IN
HALF, IF NOT BY
TWO-THIRDS.”**

**-RODNEY TOBIN, THIRD-GENERATION FARMER,
ON HIS TRAILER EQUIPPED WITH ENDURAPLAS®
TRANSPORT TANKS**

Proudly distributed by



NURSE TRAILERS

AG & DOT NURSE TRAILERS



10
YEAR
TANK WARRANTY



BUILT FOR THE LONG HAUL

Our nurse trailers are built on heavy-duty, tube frames with internal wiring to eliminate common failure points and is equipped with one of our pin-mounted, thick-walled transport tanks. Take your load from farm roads to public roads with our optional DOT-compliant package.

FULL DOT PACKAGE

All DOT Series trailers come with lights, brakes & fenders that comply with DOT standards.

PIN-MOUNT™ SYSTEM

The molded-in mounting lugs combined with heavy-duty steel pins will keep this tank fixed without movement.

HEAVY-DUTY TUBE FRAME

This unit is powder coated and ready for abuse. All wires are protected inside the tube and built-in hose holders are included.

ANTI-SPLASH™ STAINLESS LID

Lockable and spill-proof, this lid keeps liquid in while traveling on rough terrain.
*Only on tanks 1,600 gallons or larger.

AUTO-DRAIN™ SUMP BASE

The sloped tank base channels every ounce of liquid to the drain.

BUILT-IN STEP

A conveniently placed step makes it easier to access your tank lid.

Proudly distributed by



www.clarionmunicipal.com | (+1) 863-261-8388 | info@oneclarion.com

NURSE TRAILERS

AG & DOT SERIES

SPECIFICATIONS

AG SERIES



1,010 AG SERIES		1,100 AG SERIES	
TANK SIZE (GAL)	1,010	TANK SIZE (GAL)	1,100
DIMENSIONS (LxWxH)	195" x 73" x 78"	DIMENSIONS (LxWxH)	158" x 84" x 88"
DOT COMPLIANT	NO	DOT COMPLIANT	NO
AXLE (S)	2 X 7,000 SLIPPER SPRING	AXLE (S)	2 X 7,000 SLIPPER SPRING
TIRES	235/80 R16 10 PLY HWY TIRE ON AG WHEEL	TIRES	235/80 R16 10 PLY HWY TIRE ON AG WHEEL
BRAKES	NO	BRAKES	NO
FENDERS	NO	FENDERS	NO
LIGHTS	NO	LIGHTS	NO
ELECTRICAL PLUG	NO	ELECTRICAL PLUG	NO
HITCH TYPE	20,000 LBS. CLEVIS	HITCH TYPE	20,000 LBS. CLEVIS
TANK TYPE	SUMP BOTTOM (THD)	TANK TYPE	SUMP BOTTOM (THD)
TANK COLOR	GREEN	TANK COLOR	GREEN
MOTOR	BRIGGS & STRATTON 6.5 HP	MOTOR	BRIGGS & STRATTON 6.5 HP
PUMP	2" BANJO® CENTRIFUGAL POLY, 195 GPM	PUMP	2" BANJO® CENTRIFUGAL POLY, 195 GPM
VALVE FITTINGS	2" BANJO® SWEEP MANIFOLD	VALVE FITTINGS	2" BANJO® SWEEP MANIFOLD
HOSE SIZE / TYPE	2" / BLACK FERTILIZER	HOSE SIZE / TYPE	2" / BLACK FERTILIZER
DISCHARGE HOSE LENGTH	20'	DISCHARGE HOSE LENGTH	20'
DRY WEIGHT (LBS)	1,400	DRY WEIGHT (LBS)	1,610
*MANUFACTURED IN TX			

1,200 AG SERIES		1,600 AG SERIES	
TANK SIZE (GAL)	1,200	TANK SIZE (GAL)	1,600
DIMENSIONS (LxWxH)	175" x 96" x 85"	DIMENSIONS (LxWxH)	203" x 106" x 96"
DOT COMPLIANT	NO	DOT COMPLIANT	NO
AXLE (S)	2 X 7,000 SLIPPER SPRING	AXLE (S)	2 X 10,000 SLIPPER SPRING
TIRES	235/80 R16 10 PLY HWY TIRE ON AG WHEEL	TIRES	385/65 R22.5 18 PLY SUPER SINGLE/AG WHEEL
BRAKES	NO	BRAKES	ELECTRIC W/ EMERGENCY BREAKAWAY
FENDERS	NO		(1 x AXLE)
LIGHTS	NO	FENDERS	NO
ELECTRICAL PLUG	NO	LIGHTS	NO
HITCH TYPE	20,000 LBS. CLEVIS	ELECTRICAL PLUG	7 POLE RV PLUG
TANK TYPE	SUMP BOTTOM (THD)	HITCH TYPE	20,000 LBS. CLEVIS
TANK COLOR	GREEN	TANK TYPE	SUMP BOTTOM (THD)
MOTOR	BRIGGS & STRATTON 6.5 HP	TANK COLOR	GREEN
PUMP	2" BANJO® CENTRIFUGAL POLY, 195 GPM	MOTOR	BRIGGS & STRATTON 6.5 HP
VALVE FITTINGS	2" BANJO® SWEEP MANIFOLD	PUMP	2" BANJO® CENTRIFUGAL POLY, 195 GPM
HOSE SIZE / TYPE	2" / BLACK FERTILIZER	VALVE FITTINGS	2" BANJO® SWEEP MANIFOLD
DISCHARGE HOSE LENGTH	20'	HOSE SIZE / TYPE	2" / BLACK FERTILIZER
DRY WEIGHT (LBS)	1,940	DISCHARGE HOSE LENGTH	20'
		DRY WEIGHT (LBS)	3,800
		*ALSO AVAILABLE IN GOOSENECK	

ACCESSORIES

AG SERIES



SIGHT GAUGE



JUG KNIFE



RECIRCULATION KIT



2" HONDA® & SIDE FILL



30 GAL MIXING CONE



3" HONDA® KIT*

*AVAILABLE ON 1,200 - 1,600 GALLON TRAILERS.



Proudly distributed by



www.clarionmunicipal.com | (+1) 863-261-8388 | info@oneclarion.com

NURSE TRAILERS

AG SERIES

SPECIFICATIONS

DOT SERIES



1,010 DOT SERIES		1,100 DOT SERIES	
TANK SIZE (GAL)	1,010	TANK SIZE (GAL)	1,100
DIMENSIONS (LxWxH)	195" x 73" x 78"	DIMENSIONS (LxWxH)	158" x 80" x 88"
DOT COMPLIANT	YES	DOT COMPLIANT	YES
AXLE (S)	2 X 7,000 SLIPPER SPRING	AXLE (S)	2 X 7,000 SLIPPER SPRING
TIRES	235/80 R16 10 PLY DOT TIRE & WHEEL	TIRES	235/80 R16 10 PLY DOT TIRE & WHEEL
BRAKES	ELECTRIC W/ EMERGENCY BREAKAWAY (2 x AXLE)	BRAKES	ELECTRIC W/ EMERGENCY BREAKAWAY (2 x AXLE)
FENDERS	YES	FENDERS	YES
LIGHTS	DOT COMPLIANT CLEARANCE / STOP / TURN / TAIL / LICENSE	LIGHTS	DOT COMPLIANT CLEARANCE / STOP / TURN / TAIL / LICENSE
ELECTRICAL PLUG	7 POLE RV PLUG	ELECTRICAL PLUG	7 POLE RV PLUG
HITCH TYPE	20,000 LBS. 2 - 5/16" BALL	HITCH TYPE	20,000 LBS. 2 - 5/16" BALL
TANK TYPE	SUMP BOTTOM (THD)	TANK TYPE	SUMP BOTTOM (THD)
TANK COLOR	GREEN	TANK COLOR	GREEN
MOTOR	HONDA® GX160 5.5 HP	MOTOR	HONDA® GX160 5.5 HP
PUMP	2" BANJO® CENTRIFUGAL POLY, 195 GPM	PUMP	2" BANJO® CENTRIFUGAL POLY, 195 GPM
VALVE FITTINGS	2" BANJO® SWEEP MANIFOLD	VALVE FITTINGS	2" BANJO® SWEEP MANIFOLD
HOSE SIZE / TYPE	2" / BLACK FERTILIZER	HOSE SIZE / TYPE	2" / BLACK FERTILIZER
DISCHARGE HOSE LENGTH	20'	DISCHARGE HOSE LENGTH	20'
DRY WEIGHT (LBS)	1,620	DRY WEIGHT (LBS)	1,650
*MANUFACTURED IN TX			

1,200 DOT SERIES		1,600 DOT SERIES	
TANK SIZE (GAL)	1,200	TANK SIZE (GAL)	1,600
DIMENSIONS (LxWxH)	223" x 92" x 85"	DIMENSIONS (LxWxH)	252" x 102" x 84"
DOT COMPLIANT	YES	DOT COMPLIANT	YES
AXLE (S)	2 X 7,000 SLIPPER SPRING	AXLE (S)	2 X 10,000 SLIPPER SPRING
TIRES	235/80 R16 10 PLY DOT TIRE & WHEEL	TIRES	235/75 R17.5 18 PLY DOT TIRE & WHEEL
BRAKES	ELECTRIC W/ EMERGENCY BREAKAWAY (2 x AXLE)	BRAKES	ELECTRIC W/ EMERGENCY BREAKAWAY (2 x AXLE)
FENDERS	YES	FENDERS	YES
LIGHTS	DOT COMPLIANT CLEARANCE / STOP / TURN / TAIL / LICENSE	LIGHTS	DOT COMPLIANT CLEARANCE / STOP / TURN / TAIL / LICENSE
ELECTRICAL PLUG	7 POLE RV PLUG	ELECTRICAL PLUG	7 POLE RV PLUG
DECK	4' WOOD DECK	DECK	4" WOOD DECK
HITCH TYPE	20,000 LBS. 2 - 5/16" BALL	HITCH TYPE	20,000 LBS. 2 - 5/16" BALL
TANK TYPE	SUMP BOTTOM (THD)	TANK TYPE	SUMP BOTTOM (THD)
TANK COLOR	GREEN	TANK COLOR	GREEN
MOTOR	HONDA® GX160 5.5 HP	MOTOR	HONDA® GX160 5.5 HP
PUMP	2" BANJO® CENTRIFUGAL POLY, 195 GPM	PUMP	2" BANJO® CENTRIFUGAL POLY, 195 GPM
VALVE FITTINGS	2" BANJO® SWEEP MANIFOLD	VALVE FITTINGS	2" BANJO® SWEEP MANIFOLD
HOSE SIZE / TYPE	2" / BLACK FERTILIZER	HOSE SIZE / TYPE	2" / BLACK FERTILIZER
DISCHARGE HOSE LENGTH	20'	DISCHARGE HOSE LENGTH	20'
DRY WEIGHT (LBS)	2,035	DRY WEIGHT (LBS)	3,350
*ALSO AVAILABLE IN GOOSENECK			

NURSE TRAILERS DOT SERIES



ACCESSORIES

DOT SERIES



SIGHT GAUGE



JUG KNIFE



FENDER BASKET



DECK EXTENSION

92" TOTAL WIDTH (1,200 - 1,600 GAL TRAILERS)
82" TOTAL WIDTH (1,010 - 1,100 GAL TRAILERS)



30 GAL MIXING CONE



3" HONDA® KIT*

*AVAILABLE ON 1,200 - 1,600 GALLON TRAILERS.



Proudly distributed by



www.clarionmunicipal.com | (+1) 863-261-8388 | info@oneclarion.com

NURSE TRAILERS

DOT SERIES

THE PIN-MOUNT™

Our transport tanks mount using a superior system of heavy-duty mounting pins and molded-in lugs, giving you a safer, stronger, and easier-to-use system than finicky mounting hoops and bands. In our torture test, the Pin-Mount™ system withstood over 26,000 lbs. of force when we filled a tank with water and suspended it upside down from a crane.

CONE TRAILERS

DOUBLE & TRIPLE CONE
BOTTOM TRAILERS




10
YEAR
TANK WARRANTY



ON-SITE LIQUID STORAGE

Our double and triple cone trailers take everything that makes our 100% draining cone bottom tanks the best in the industry—from their ribbed walls to their reinforced roofs—and puts them on an easily moveable trailer for those who need liquid storage in different locations throughout the year.

ADD-ON OPTIONS



RECIRCULATION KIT



SIGHT GAUGE KIT



DOT LIGHT KIT

Proudly distributed by
ONE
CLARION

STRONG-X™ ROOF DESIGN

The beefed up roof structure with molded-in truss-like supports eliminates collapsing in extreme weather conditions.

THICK-WALL™ DESIGN

Extra-thick walls provide unmatched strength and durability.

HEAVY-DUTY TUBE FRAME

This unit is powder-coated and ready for abuse. All wires and protected inside the tube and built-in hose holders are included.

RIBBED WALL™ STRUCTURE

The ribs act like belts around the tank, keeping it in shape - this reduces bulging.

DROP & RAISE TECHNOLOGY™

The unique jacking system is simple to pump and is placed at the perfect height. Raise the tanks without busting your back.

AUTO-DRAIN™ CONE BASE

The 15° cone base channels every ounce of liquid to the drain.

SPECIFICATIONS

DOUBLE & TRIPLE CONE BOTTOM TRAILERS



6,000 GAL DOUBLE CONE		6,000 GAL DOUBLE CONE	
TANK SIZE (GAL)	2 x 3,000	TANK SIZE (GAL)	2 x 3,000
DIMENSIONS (LxWxH)	21' x 100" x 146" - 158"	DIMENSIONS (LxWxH)	21' x 100" x 146" - 158"
AXLE (S)	2 X 3,500 LBS SPINDLE	AXLE (S)	2 X 3,500 LBS SPINDLE
TIRES	235/80 R16 10 PLY HWY TIRE ON AG WHEEL	TIRES	235/80 R16 10 PLY HWY TIRE ON AG WHEEL
LIGHTS	(OPTIONAL) DOT COMPLIANT CLEARANCE / STOP / TURN / TAIL	LIGHTS	(OPTIONAL) DOT COMPLIANT CLEARANCE / STOP / TURN / TAIL
ELECTRICAL PLUG <small>WITH LIGHT OPTION</small>	7 POLE RV PLUG	ELECTRICAL PLUG <small>WITH LIGHT OPTION</small>	7 POLE RV PLUG
HITCH TYPE	20,000 LBS. CLEVIS	HITCH TYPE	20,000 LBS. CLEVIS
TANK TYPE	CONE BOTTOM (THC)	TANK TYPE	CONE BOTTOM (THC)
TANK COLOR	GREEN	TANK COLOR	GREEN
MOTOR	HONDA® GX160 5.5 HP	MOTOR	HONDA® GX160 6.5 HP
PUMP	2" BANJO® CENTRIFUGAL POLY, 195 GPM	PUMP	3" BANJO® CENTRIFUGAL POLY, 293 GPM
VALVE FITTINGS	3" FEED, 2" DISCHARGE BANJO® SWEEP MANIFOLD	VALVE FITTINGS	3" FEED, 3" DISCHARGE BANJO® SWEEP MANIFOLD
HOSE SIZE / TYPE	3" - 2" / BLACK FERTILIZER	HOSE SIZE / TYPE	3" - 3" / BLACK FERTILIZER
DRY WEIGHT (LBS)	2,800	DRY WEIGHT (LBS)	2,820



9,000 GAL TRIPLE CONE		9,000 GAL TRIPLE CONE	
TANK SIZE (GAL)	3 x 3,000	TANK SIZE (GAL)	3 x 3,000
DIMENSIONS (LxWxH)	29' x 100" x 146" - 158"	DIMENSIONS (LxWxH)	29' x 100" x 146" - 158"
AXLE (S)	2 X 3,500 LBS SPINDLE	AXLE (S)	2 X 3,500 LBS SPINDLE
TIRES	235/80 R16 10 PLY HWY TIRE ON AG WHEEL	TIRES	235/80 R16 10 PLY HWY TIRE ON AG WHEEL
LIGHTS	(OPTIONAL) DOT COMPLIANT CLEARANCE / STOP / TURN / TAIL	LIGHTS	(OPTIONAL) DOT COMPLIANT CLEARANCE / STOP / TURN / TAIL
ELECTRICAL PLUG <small>WITH LIGHT OPTION</small>	7 POLE RV PLUG	ELECTRICAL PLUG <small>WITH LIGHT OPTION</small>	7 POLE RV PLUG
HITCH TYPE	20,000 LBS. CLEVIS	HITCH TYPE	20,000 LBS. CLEVIS
TANK TYPE	CONE BOTTOM (THC)	TANK TYPE	CONE BOTTOM (THC)
TANK COLOR	GREEN	TANK COLOR	GREEN
MOTOR	HONDA® GX160 5.5 HP	MOTOR	HONDA® GX160 6.5 HP
PUMP	2" BANJO® CENTRIFUGAL POLY, 195 GPM	PUMP	3" BANJO® CENTRIFUGAL POLY, 293 GPM
VALVE FITTINGS	3" FEED, 2" DISCHARGE BANJO® SWEEP MANIFOLD	VALVE FITTINGS	3" FEED, 3" DISCHARGE BANJO® SWEEP MANIFOLD
HOSE SIZE / TYPE	3" - 2" / BLACK FERTILIZER	HOSE SIZE / TYPE	3" - 3" / BLACK FERTILIZER
DRY WEIGHT (LBS)	4,070	DRY WEIGHT (LBS)	4,090



PROUDLY MADE IN THE USA




Proudly distributed by



SWIFT BLENDER®

CHEMICAL HANDLING SYSTEM



10
YEAR
TANK WARRANTY


MADE IN USA

THE ULTIMATE CHEMICAL HANDLING SYSTEM

The Swift Blender® helps you mix your chemicals on the fly, from multiple sources, and minimizes the risk of splashing hazardous liquids back onto your skin.

ADD-ON OPTIONS



FLOW METER

CONNECTION SIZE 1"
BRAND / TYPE BANJO / MAGNETIC



PUMP

SIZE 3"
MAX FLOW 293 (GPM)

SPECIFICATIONS

CHSSB001

TANK SIZE (GAL)	60
DIMENSIONS (LxWxH)	50" x 54" x 48"
LID SIZE	16"
FITTING SIZE	3"
VENTURI DRAW	TANK OR BULK
BULK CONNECTION SIZE	1"
BULK CONNECTION	2

Proudly distributed by



VALVE-COMMAND™ CONTROLS

Placed at eye level and within reach, the visual controls help you choose the right valve at the right time.

ROCKET-BLADE™ JUG CUTTER

Place the jug in the right position and empty any dry mix or liquid in seconds. Let the knife do the dirty work.

FAST-FLOW™ DESIGN

Engineered with sweep elbows and as much straight plumbing as possible, filling a sprayer and drawing from tanks is fast. All stops are eliminated.

PUMP-PLATFORM™

A built-in plate puts the pump in the right position and keeps it near the mixing cone.

DOUBLE-TOTE™ VALVES

Draw from one tote or two, you choose.


TIME-SAVER™ FORK-POINTS

The built-in fork slots make the entire unit a breeze to lift and load. Move it where you need it.

SWIFT BLENDER®

ACCESSORIES

INTERNAL TANK BAFFLE



AVB1010

TANK SIZE	1,010 GALLONS
TANK STYLE	HORIZONTAL



AVB2800

TANK SIZE	2,800 GALLONS
TANK STYLE	HORIZONTAL



AVB3200

TANK SIZE	3,200 GALLONS
TANK STYLE	HORIZONTAL

BAFFLE BALLS



AVB195

DIAMETER	7.5"
WEIGHT (LBS)	0.25
MATERIAL	POLY
AMOUNT NEEDED PER 100 GALLONS	50



AVB355


DIAMETER	14"
WEIGHT (LBS)	0.8
MATERIAL	POLY
AMOUNT NEEDED PER 100 GALLONS	10



AZFTLH01

1,000, 1,200, 1,400, 1,600, 1,900, 2,200, 2,500,
2,800, 3,000, 3,200
EXTENSION NEEDED FOR 3,500 & 4,500
PRODUCT CODE AZFTLH01EXT


SIGHT GAUGE



THREADED

PRODUCT CODE	ATG01
SIZE	3/4"

FITS ON: ALL THF & THD SERIES,
THV & THC 1,000 - 3,100 GAL



BOLTED

PRODUCT CODE	ATG03
SIZE	3/4"

FITS ON: THV & THC 3,200 - 10,000

PUMP COVER



AVPC01

PRODUCT CODE	AVPC01
DIMENSIONS	20"L x 15"W x 17"H
MATERIAL	POLY

MIXING CONES



THM030KWH01

TANK SIZE (GAL)	30
DIMENSIONS (DIA. x H)	20" x 45"
LID SIZE	16"
FITTING SIZE	2"



THM030AKWH01

TANK SIZE (GAL)	30
DIMENSIONS (DIA. x H)	24" x 42"
LID SIZE	16"
FITTING SIZE	2"



THM045KWH01

TANK SIZE (GAL)	45
DIMENSIONS (DIA. x H)	30" x 43"
LID SIZE	16"
FITTING SIZE	2"



THM060KWH01

TANK SIZE (GAL)	60
DIMENSIONS (DIA. x H)	30" x 45"
LID SIZE	16"
FITTING SIZE	2"

PARTS

TRANSFER PUMPS



CB200P3PRO

PRODUCT CODE	CB200P6PRO
MAX FLOW (GPM)	216
MAX PRESSURE (PSI)	53
START TYPE	Manual
MOTOR TYPE	Briggs & Stratton® 6.5HP
PUMP TYPE	2" Banjo® Centrifugal Poly
SEAL TYPE	EPDM
HOSE CONNECTION SIZE	2" In / 2" Out



CB200PHS

PRODUCT CODE	CB200PHS
MAX FLOW (GPM)	216
MAX PRESSURE (PSI)	53
START TYPE	Manual
MOTOR TYPE	Honda® 5.5HP
PUMP TYPE	2" Banjo® Centrifugal Poly
SEAL TYPE	EPDM
HOSE CONNECTION SIZE	2" In / 2" Out



CB300PH6

PRODUCT CODE	CB300PH6
MAX FLOW (GPM)	293
MAX PRESSURE (PSI)	35
START TYPE	Manual
MOTOR TYPE	Honda® 6.5HP
PUMP TYPE	3" Banjo® Centrifugal Poly
SEAL TYPE	EPDM
HOSE CONNECTION SIZE	3" In / 3" Out



CB222PIH5

PRODUCT CODE	CB222PIH5
MAX FLOW (GPM)	205
MAX PRESSURE (PSI)	43
START TYPE	Manual
MOTOR TYPE	Honda® 5.5HP
PUMP TYPE	2" Banjo® Centrifugal Cast Iron
SEAL TYPE	EPDM
HOSE CONNECTION SIZE	2" In / 2" Out

LIDS



PRODUCT CODE	DESCRIPTION
CFLS16HVCONVKIT	16" Stainless steel lid
CFLP16HV	16" Hinged - 3" Vented lid
CA356060	16" Hinged - 2" Vented lid
CA3511221	8" Threaded - Vented lid
CVTL06	6" Threaded Vented lid only
CG839113021	4" Threaded Vented lid only

HOSES



PRODUCT CODE	DESCRIPTION
CLUPEB10009	2" Reinforced flexible suction hose
CLUPEB08513	3" Reinforced flexible suction hose
CLUESB020001	3/8" EPDM spray hose 200 PSI
CLUESB020002	1/2" EPDM spray hose 200 PSI
CLUESB020004	3/4" EPDM spray hose 200 PSI
CLUVGC03504	3/4" clear vinyl hose
CLUESB020005	1" EPDM spray hose 200 PSI



VALVES



FITTINGS



SIPHON TUBES



BOLTED FITTINGS



STAINLESS FITTINGS

Proudly distributed by



SPRAYERS



Proudly distributed by



www.clarionmunicipal.com | (+1) 863-261-8388 | info@oneclarion.com

FIELD BOSS®

UTV SPRAYER



10
YEAR
TANK WARRANTY



MADE IN USA



ELITE FEATURES AT AFFORDABLE PRICES

Meet the sprayer that's built as well as the UTV you're mounting it on. The Field Boss® sprayer family is feature packed, with an algae-blocking tank, a low center of gravity, a range of pump options, and built-in fork points that make it easy to remove from your UTV when you're done spraying.



FIELD BOSS® 365

The Field Boss® 365 is designed to be universal, making it ideal for spot spraying and boom spraying. With the perfect mix of pressure and volume, this is the go-to model for most applications.



FIELD BOSS® XSTREAM

The Field Boss® Xstream didn't get its name for nothing. With a high-pressure pump, this UTV sprayer is perfect for spraying trees or other applications that don't require a high flow.



FIELD BOSS® ECOLITE

The Field Boss® EcoLite is a high performance UTV sprayer with a 12-volt electric pump. This model gives you the ability to turn your pump on and off directly from your seat.

SWING ARM™

All controls are at your fingertips and within reach from the UTV cab. Hoses are protected and out of sight.

QUICK-ATTACH™ BOOM BRACKETS

Built-in boom connection points to save time and hassle when removing and attaching a spray boom.

LIGHT-BLOCK™ TECHNOLOGY

Algae needs light to grow. This algae-resistant material keeps the sunlight out and the spray liquid pure.

TIME-SAVER™ FORK POINTS

The built-in fork slots makes the entire unit a breeze to lift and load.

SPRAY-COMMAND™ CONTROLS

Select where you want to spray and at what pressure with all controls mounted to the Swing Arm™.

AUTO-DRAIN™ SUMP BASE

The sloped tank base channels every ounce of spray chemical to the drain.

Proudly distributed by



www.clarionmunicipal.com | (+1) 863-261-8388 | info@oneclarion.com

SPRAYERS

FIELD BOSS®

SPECIFICATIONS



FIELD BOSS® 365

60 GALLON

PRODUCT CODE	SFB060FG225GH
DIMENSIONS (LxWxH)	48" x 38" x 23"
MOTOR	GX120 HONDA / 4 HP
PUMP	CENTRIFUGAL
FLOW RATE (GPM)	22.5
PSI	50
HOSE LENGTH	100'
SPRAY DISTANCE VERTICAL	27'
SPRAY DISTANCE HORIZONTAL	35'
DRY WEIGHT	185

100 GALLON

PRODUCT CODE	SFB100FG225GH
DIMENSIONS (LxWxH)	48' x 45" x 27"
MOTOR	GX120 HONDA / 4 HP
PUMP	CENTRIFUGAL
FLOW RATE (GPM)	22.5
PSI	50
HOSE LENGTH	100'
SPRAY DISTANCE VERTICAL	27'
SPRAY DISTANCE HORIZONTAL	35'
DRY WEIGHT	200



FIELD BOSS® XSTREAM

60 GALLON

PRODUCT CODE	SFB060FG290EX
DIMENSIONS (LxWxH)	48" x 38" x 23"
MOTOR	GX120 HONDA / 4 HP
PUMP	DIAPHRAGM
FLOW RATE (GPM)	5.8
PSI	290
HOSE LENGTH	100'
SPRAY DISTANCE VERTICAL	37'
SPRAY DISTANCE HORIZONTAL	45'
DRY WEIGHT	185

100 GALLON

PRODUCT CODE	SFB100FG290EX
DIMENSIONS (LxWxH)	48' x 45" x 27"
MOTOR	GX120 HONDA / 4 HP
PUMP	DIAPHRAGM
FLOW RATE (GPM)	5.8
PSI	290
HOSE LENGTH	100'
SPRAY DISTANCE VERTICAL	37'
SPRAY DISTANCE HORIZONTAL	45'
DRY WEIGHT	200



FIELD BOSS® ECOLITE


60 GALLON

PRODUCT CODE	SFB060FG712V
DIMENSIONS (LxWxH)	48" x 38" x 23"
MOTOR	12 VOLT
PUMP	DIAPHRAGM
FLOW RATE (GPM)	7
PSI	70
HOSE LENGTH	100'
SPRAY DISTANCE VERTICAL	27'
SPRAY DISTANCE HORIZONTAL	35'
DRY WEIGHT	180

100 GALLON

PRODUCT CODE	SFB100FG712V
DIMENSIONS (LxWxH)	48' x 45" x 27"
MOTOR	12 VOLT
PUMP	DIAPHRAGM
FLOW RATE (GPM)	7
PSI	70
HOSE LENGTH	100'
SPRAY DISTANCE VERTICAL	27'
SPRAY DISTANCE HORIZONTAL	35'
DRY WEIGHT	195

ADD-ON OPTIONS



SOLENOID KIT

ADD "ES" TO PRODUCT CODE

INCLUDES:

3 x Solenoids, Control Box with Pressure Regulator & Wiring Harness



FRESHWATER TANK

PRODUCT CODE: ASFBFWKIT

INCLUDES:

3 Gallon freshwater tank with a fitted tap

ATTACHMENTS



BOOMLESS NOZZLE KIT

PRODUCT CODE: ASBB30P
SEE PAGE 86




STEEL BOOM

PRODUCT CODE: ASBS20SS
SEE PAGE 82

SPRAYERS

FIELD BOSS®



**“WE’RE STILL
EXPLORING THE
POSSIBILITIES OF
THIS THING AND
WHERE IT CAN
TAKE US... ITS
DEFINITELY
MADE OUR JOB A
LOT EASIER.”**

**-JORDAN LONBORG, VITICULTURALIST FOR
TABLAS CREEK VINEYARD, ON HIS FIELD BOSS®**

LAND CHAMP®

THREE-POINT TRACTOR SPRAYER

10
YEAR
TANK WARRANTY



BUILT TO REDUCE ROLLOVERS

We built the Land Champ three-point tractor sprayer to make tractor spraying less of a chore... and risk. Built-in fork points make it easy to attach and an onboard freshwater tank makes it easy to flush your lines in the field. Most importantly, the Land Champ features the first sprayer tank specifically designed to help prevent tractor rollovers.

SAFE-BALANCE™ DESIGN

Because of its shape, the entire weight of the tank is shifted closer to the rear tractor wheels. A lot safer when spraying on sloped terrain.

FRESH-FLUSH™ SYSTEM

A built-in freshwater tank. Use it to flush out all plumbing lines to avoid mixing spray chemical.

LOCK-VALVE™ FILTER SYSTEM

The filter at the base of the tank can be checked or cleaned without having to empty the entire tank.

EASY-ACCESS™ LID

This easy-to-reach lid located at the side of the tank makes filling quick and simple.

QUICK-CONNECT™ BOOM PORTS

Plumb a spray boom to this sprayer in seconds with three brass screw-on fittings. Zero tools needed.


CHEM-MIX™ AGITATION

An integrated agitation creates a swirl-like motion at the base of the tank. This is what mixes the chemical with the water.

Proudly distributed by



SPECIFICATIONS



50 GALLON

PRODUCT CODE	SLC050FG8GR
DIMENSIONS (L x W x H)	21" X 44" X 43"
MOTOR	PTO
PUMP	CAST IRON 6 ROLLER
FLOW RATE (GPM)	8
PSI	300
HOSE LENGTH	15'
SPRAY DISTANCE VERTICAL	27'
SPRAY DISTANCE HORIZONTAL	35'
DRY WEIGHT (LBS)	160

WITH STAINLESS STEEL PUMP

PRODUCT CODE	SLC050FG8GRS
DIMENSIONS (L x W x H)	21" X 44" X 43"
MOTOR	PTO
PUMP	STAINLESS STEEL 6 ROLLER
FLOW RATE (GPM)	8
PSI	300
HOSE LENGTH	15'
SPRAY DISTANCE VERTICAL	27'
SPRAY DISTANCE HORIZONTAL	35'
DRY WEIGHT	160



100 GALLON

PRODUCT CODE	SLC100FG8GR
DIMENSIONS (L x W x H)	27" X 44" X 48"
MOTOR	PTO
PUMP	CAST IRON 6 ROLLER
FLOW RATE (GPM)	8
PSI	300
HOSE LENGTH	15'
SPRAY DISTANCE VERTICAL	27'
SPRAY DISTANCE HORIZONTAL	35'
DRY WEIGHT (LBS)	230

WITH STAINLESS STEEL PUMP

PRODUCT CODE	SLC100FG8GRS
DIMENSIONS (L x W x H)	27" X 44" X 48"
MOTOR	PTO
PUMP	STAINLESS STEEL 6 ROLLER
FLOW RATE (GPM)	8
PSI	300
HOSE LENGTH	15'
SPRAY DISTANCE VERTICAL	27'
SPRAY DISTANCE HORIZONTAL	35'
DRY WEIGHT	230



200 GALLON

PRODUCT CODE	SLC200FG8GR
DIMENSIONS (L x W x H)	36" X 48" X 52"
MOTOR	PTO
PUMP	CAST IRON 6 ROLLER
FLOW RATE (GPM)	8
PSI	300
HOSE LENGTH	15'
SPRAY DISTANCE VERTICAL	27'
SPRAY DISTANCE HORIZONTAL	35'
DRY WEIGHT (LBS)	290

WITH STAINLESS STEEL PUMP

PRODUCT CODE	SLC200FG8GRS
DIMENSIONS (L x W x H)	36" X 48" X 52"
MOTOR	PTO
PUMP	STAINLESS STEEL 6 ROLLER
FLOW RATE (GPM)	8
PSI	300
HOSE LENGTH	15'
SPRAY DISTANCE VERTICAL	27'
SPRAY DISTANCE HORIZONTAL	35'
DRY WEIGHT	290

ACCESSORIES



SOLENOID KIT

ADD "ES" TO PRODUCT CODE

INCLUDES:
3 x Solenoids, Control Box with
Pressure Regulator & Wiring Harness



HOSE REEL

ADD "01" TO PRODUCT CODE

INCLUDES:
100' of 3/8" hose on a poly hose reel



FRESHWATER TANK

PRODUCT CODE: ASFBFWKIT

INCLUDES:
3 Gallon freshwater tank with
a fitted tap



STORAGE STAND

PRODUCT CODES:
50 Gal - AZKF0017KIT
100-200 Gal - AZKF0013KIT

ATTACHMENTS



BOOMLESS NOZZLE KIT

PRODUCT CODE: ASBB30P
SEE PAGE 86



STEEL BOOM

PRODUCT CODE: ASBS20SS
SEE PAGE 82

Proudly distributed by



SPRAYERS

LAND CHAMP®

THE SAFE-BALANCE™ TANK

We developed the Safe-Balance™ tank to help combat the No. 1 leading cause of fatal injuries on American farms: tractor rollovers. This counter-balanced tank design shifts weight closer to the tractor's rear wheels, making the load more stable when you're spraying on sloped terrain.

Proudly distributed by



www.clarionmunicipal.com | (+1) 863-261-8388 | info@oneclarion.com

SPOT CHIEF®

ATV SPRAYER



10
YEAR
TANK WARRANTY



MADE IN USA

BIG FEATURES IN A COMPACT SIZE

When you need to spot spray hard-to-reach areas, you'll find yourself reaching for the Spot Chief® every time. This convenient spot sprayer features the same over-built construction as its larger brothers in a package that easily mounts to your ATV.

SPECIFICATIONS

PRODUCT CODE	SSC025212V
TANK SIZE (GAL)	25
DIMENSIONS (L x W x H)	18" x 39" x 16"
MOTOR	12 Volt
PUMP	Diaphragm
FLOW RATE (GPM)	2
PSI	60
HOSE LENGTH	25'
SPRAY DISTANCE VERTICAL	27'
SPRAY DISTANCE HORIZONTAL	35'
DRY WEIGHT (LBS)	26

LIGHT-BLOCK™ TECHNOLOGY

Algae needs light to grow. This algae-resistant material keeps the sunlight out and the spray liquid pure.

EASY-LIFT™ HANDLES

Molded-in, solid-handle grips make loading and unloading this unit effortless.

DRAIN-CHANNEL™ SYSTEM

When slightly tilted, this tank is designed to drain every ounce of spray chemical to the handle.

ANCHOR-POINT™ STRAP GROOVES

Heavy-duty, never-fail strap grooves are built-in on both sides. This makes tying down this unit quick and hassle-free.

CHEMICAL JUG-HOLDER

A convenient place to sit your chemical jug or tools while filling the tank.

FAST-WRAP™ HOSE HOLDER

Mount the hose holders on the front or back of this sprayer and stow away the spray gun for travel.

Proudly distributed by



www.clarionmunicipal.com | (+1) 863-261-8388 | info@oneclarion.com

SPRAYERS

SPOT CHIEF®

FOAM RANGER™ FIRE RANGER™ FIRE CONTROL SPRAYERS



10
YEAR
TANK WARRANTY



MADE IN USA

FOR WHEN YOU'RE THE FIRST RESPONDER

When a farm fire threatens your property, help can be far away. We built the Fire and Foam Ranger™ sprayers to arm you with the tools you need when it's time to become the first responder. Our pickup-mounted firefighting sprayers offer foam and water options to give you a fighting chance when it's time to protect your property from fire damage.

TIME-SAVER™ FORK-POINTS

The built-in fork slots makes the entire unit a breeze to lift and load.

POLY-FLEX™ HOSE REEL

Unlike steel, this crack-proof, easy-wind poly hose reel will flex before breaks.

AIR-INDUCT™ NOZZLE

This smart foam gun draws the right amount of air into the liquid to create effective foam texture.

*Only on Foam Ranger™

EASY-START™ HONDA® ENGINE

Within the first few pulls, this trusty, reliable engine is guaranteed to start... even after a long winter break.

POWER-HEAD™ WATER PUMP

High-pressure, high-volume and self-priming, this Honda® pump dumps a serious amount of water.

EASY-STORE™ FOAM TANK

The built-in 15-gallon tank stores foam to save setup time with an external foam source.

*Only on Foam Ranger™

SPRAYERS

FIRE RANGER™ & FOAM RANGER™

Proudly distributed by



www.clarionmunicipal.com | (+1) 863-261-8388 | info@oneclarion.com

SPECIFICATIONS

FIRE RANGER™

FOAM RANGER™

10
YEAR
TANK WARRANTY


MADE IN USA



250 GALLON

PRODUCT CODE	SMF250FG120GH
DIMENSIONS (L x W x H)	80" x 47" x 38"
MOTOR	GX150 HONDA® / 5.5HP
PUMP	Centrifugal
FLOW RATE (GPM)	120
PSI	100
HOSE LENGTH	100'
SPRAY DISTANCE VERTICAL	35'
SPRAY DISTANCE HORIZONTAL	40'
DRY WEIGHT (LBS)	458



400 GALLON

PRODUCT CODE	SMF400FG120GH
DIMENSIONS (L x W x H)	102" x 46" x 45"
MOTOR	GX150 HONDA® / 5.5HP
PUMP	Centrifugal
FLOW RATE (GPM)	120
PSI	100
HOSE LENGTH	100'
SPRAY DISTANCE VERTICAL	35'
SPRAY DISTANCE HORIZONTAL	40'
DRY WEIGHT (LBS)	541



250 GALLON

PRODUCT CODE	SMFF250FG120GH
DIMENSIONS (L x W x H)	80" x 47" x 38"
MOTOR	GX150 HONDA® / 5.5HP
PUMP	Centrifugal
FLOW RATE (GPM)	120
PSI	100
FOAM TANK SIZE (GAL)	15
HOSE LENGTH	100'
SPRAY DISTANCE VERTICAL	33'
SPRAY DISTANCE HORIZONTAL	36'
DRY WEIGHT (LBS)	493



400 GALLON

PRODUCT CODE	SMFF400FG120GH
DIMENSIONS (L x W x H)	102" x 46" x 45"
MOTOR	GX150 HONDA® / 5.5HP
PUMP	Centrifugal
FLOW RATE (GPM)	120
PSI	100
FOAM TANK SIZE (GAL)	15
HOSE LENGTH	100'
SPRAY DISTANCE VERTICAL	33'
SPRAY DISTANCE HORIZONTAL	36'
DRY WEIGHT (LBS)	576

SPRAYERS

FIRE RANGER™ & FOAM RANGER™

SPRAYERS

ATTACHMENTS & PARTS



Proudly distributed by



www.clarionmunicipal.com | (+1) 863-261-8388 | info@oneclarion.com

STEEL BOOM



UP TO 30' IN A SINGLE PASS

This boom turns your Field Boss®-equipped UTV into a full-fledged spray rig, capable of covering up to 30' in one pass.

SPRING-MOUNT™ ARMS

The boom's spray arms fold when you hit an obstacle and stow away in seconds.

IMPACT-SHIELD™ NOZZLE GUARDS

Built-in shields defend your nozzles from impacts.

EVEN-COVER™ NOZZLES

Nozzles are evenly spaced so you don't miss an inch.

TRI-ZONE™ SPRAY SELECTION

Easily select left, right, and center spray channels.

Proudly distributed by



www.clarionmunicipal.com | (+1) 863-261-8388 | info@oneclarion.com

SPRAYER ATTACHMENTS

STEEL BOOM

SPECIFICATIONS



12 FOOT

PRODUCT CODE	ASBS12SS
WIDTH UNFOLDED	12'
WIDTH FOLDED	51"
SPRAY COVERAGE	13'
NUMBER OF NOZZLES	8
NOZZLE SPACING	20"
MINIMUM PUMP REQUIREMENT	2 GPM
MAX PUMP PRESSURE	60 PSI
BOOM TYPE	Galvanized Steel
ROUNDUP® READY	Yes
WEIGHT (LBS)	27



20 FOOT

PRODUCT CODE	ASBS20SS
WIDTH UNFOLDED	20'
WIDTH FOLDED	84"
SPRAY COVERAGE	20'
NUMBER OF NOZZLES	12
NOZZLE SPACING	20"
MINIMUM PUMP REQUIREMENT	4 GPM
MAX PUMP PRESSURE	60 PSI
BOOM TYPE	Galvanized Steel
ROUNDUP® READY	Yes
WEIGHT (LBS)	85



30 FOOT

PRODUCT CODE	ASBS30XKIT*
WIDTH UNFOLDED	30'
WIDTH FOLDED	84"
SPRAY COVERAGE	30'
NUMBER OF NOZZLES	18
NOZZLE SPACING	20"
MINIMUM PUMP REQUIREMENT	7 GPM
MAX PUMP PRESSURE	60 PSI
BOOM TYPE	Galvanized Steel
ROUNDUP® READY	Yes
WEIGHT (LBS)	110

*10 FT EXTENSION KIT DESIGNED TO FIT ON A 20 FT STEEL BOOM.



RECEIVER HITCH

PRODUCT CODE:	AZFRH001
HITCH SIZE:	2"
COMPATIBLE WITH:	ALL STEEL BOOMS
WEIGHT (LBS):	5

Proudly distributed by



BOOMLESS NOZZLE KIT



SPRAY ANYWHERE YOUR UTV WILL GO

Our boomless nozzle is your solution to putting down liquid on terrain that's too uneven for traditional boom arms, like ditches.

SPECIFICATIONS

PRODUCT CODE	ASBB30P
SPRAY COVERAGE	30'
NUMBER OF NOZZLES	2
MINIMUM PUMP REQUIREMENT	4 GPM
MAX PUMP PRESSURE	60 PSI
ROUNDUP® READY	YES
WEIGHT (LBS)	5

COMPATIBLE SPRAYERS
ALL FIELD BOSS® & LAND CHAMP® SPRAYERS

Proudly distributed by



ALL-TERRAIN APPLICATION

Spray fencelines, ditches, uneven ground, and places in which you can't maneuver a boom.

DUAL-SELECT™ SPRAY CHANNELS

Selectable left and right spray zones are perfect for fenceline spraying.

STOUT-MOUNT™ ATTACHMENT

Our simple, tough bracket keeps your nozzles in place even on the roughest terrain.

WIDE-ANGLE SPRAY PATTERN

Spray up to 30' with no boom.

SPRAYER ATTACHMENTS

BOOMLESS NOZZLE KIT

SPRAYER PARTS

SPRAY GUNS



CVSTAL24

PRODUCT CODE	CVSTAL24
MAX FLOW (GPM)	7
MAX PRESSURE (PSI)	250
SPRAY PATTERN	Jet/Fan
ADJUSTABLE SPRAY	Yes
INLET FITTING SIZE	3/8"
COMPATIBLE WITH	Spot Chief



CVSTAL26SH

PRODUCT CODE	CVSTAL26SH
MAX FLOW (GPM)	7
MAX PRESSURE (PSI)	350
SPRAY PATTERN	Jet/Fan
ADJUSTABLE SPRAY	Yes
INLET FITTING SIZE	3/8"
COMPATIBLE WITH	Field Boss EcoLite, 365



CVSTAL28

PRODUCT CODE	CVSTAL28
MAX FLOW (GPM)	15
MAX PRESSURE (PSI)	700
SPRAY PATTERN	Jet/Fan/Fog
ADJUSTABLE SPRAY	Yes
INLET FITTING SIZE	3/8"
COMPATIBLE WITH	Field Boss Xstream

LIDS



PRODUCT CODE	DESCRIPTION
CFLP16HV	16" Hinged - 3" Vented lid
CA3511221	8" Threaded - Vented lid
CVTLO6	6" Threaded Vented lid only
CG839113021	4" Threaded Vented lid only

HOSES



PRODUCT CODE	DESCRIPTION
CLUESB020001	3/8" EPDM spray hose 200 PSI
CLUESB020002	1/2" EPDM spray hose 200 PSI
CLUESB020004	3/4" EPDM spray hose 200 PSI
CLUVGC02502	1/2" reinforced vinyl hose
CLUESB020005	1" EPDM spray hose 200 PSI

SOLENOID KIT



ADD "ES" TO PRODUCT CODE

INCLUDES:
3 x Solenoids, Control Box with Pressure
Regulator & Wiring Harness

GAS ENGINE PUMPS

APKC04P

PRODUCT CODE	APKC04P
MAX FLOW (GPM)	22
MAX PRESSURE (PSI)	57
MOTOR TYPE	GX120 HONDA®/4HP
PUMP TYPE	Diaphragm
SEAL TYPE	Viton
HOSE CONNECTION SIZE	In 1" / Out 3/4"
USED ON	Field Boss® 365

APBD02

PRODUCT CODE	APBD02
MAX FLOW (GPM)	5.8
MAX PRESSURE (PSI)	290
MOTOR TYPE	GX120 HONDA®/4HP
PUMP TYPE	Diaphragm
SEAL TYPE	Viton
HOSE CONNECTION SIZE	In 3/4" / Out 1/2"
USED ON	Field Boss® Xstream

ROLLER PUMPS

APD19G006R

PRODUCT CODE	APD19G006R
MAX FLOW (GPM)	8
MAX PRESSURE (PSI)	300
MOTOR TYPE	PTO
PUMP TYPE	6 Roller
SEAL TYPE	Viton
HOSE CONNECTION SIZE	In 3/4" / Out 3/4"

APD22G006R

PRODUCT CODE	APD22G006R
MAX FLOW (GPM)	8
MAX PRESSURE (PSI)	300
MOTOR TYPE	PTO
PUMP TYPE	Stainless Steel 6 Roller
SEAL TYPE	Viton
HOSE CONNECTION SIZE	In 3/4" / Out 3/4"

12 VOLT PUMPS

APD02G060P

PRODUCT CODE	APD02G060P
MAX FLOW (GPM)	2
MAX PRESSURE (PSI)	60
MAX AMPS	5.7
MOTOR TYPE	12 VDC
PUMP TYPE	Diaphragm
SEAL TYPE	viton valves/santoprene diaphragm
HOSE CONNECTION SIZE	3/8"

APD07G060PQB

PRODUCT CODE	APD07G060PQB
MAX FLOW (GPM)	7
MAX PRESSURE (PSI)	60
MAX AMPS	25
MOTOR TYPE	12 VDC
PUMP TYPE	Diaphragm
SEAL TYPE	viton valves/santoprene diaphragm
HOSE CONNECTION SIZE	1/2"



FUEL BOSS®

FUEL TRANSFER TANK

10
YEAR
TANK WARRANTY



REFUELING WHEN YOU NEED IT

The Fuel Boss pickup-mounted refueling unit comes ready-to-use with a pump, gun, and auto shut-off nozzle. Diesel and DEF models help you keep your equipment in the field with minimal downtime. And thanks to their easy-lift handles, these units don't tie up your bed space when you don't need them.

CONDENSATE-ARMOUR™ MATERIAL

Unlike steel and aluminum, this polyethylene material reduces condensation build-up to minimize machinery filter damage.

DUAL-STRAIN™ FILTER SYSTEM

The first filter at the fill point eliminates muck entering the tank. The second filter at the suction hose stops debris entering the pump and the machine engine.

PUMP-SHIELD™ COVER

The pump & gun sits neat and tight out of the weather.

SELF-ACTIVATE™ SHUT-OFF NOZZLE

This well-built diesel fuel nozzle is engineered to shut off automatically when the machine is completely full.

IMPACT-FLEX™ STRUCTURE

With sturdy side walls, this workhorse is high-impact-resistant and virtually indestructible. Unlike steel or aluminum, it will consistently flex and bounce back.

EASY-LIFT™ HANDLES

Molded-in, solid handles make loading and unloading this unit effortless.

REFUELING EQUIPMENT

FUEL BOSS®

Proudly distributed by



www.clarionmunicipal.com | (+1) 863-261-8388 | info@oneclarion.com

SPECIFICATIONS

DIESEL TRANSFER TANK



25 GALLON

PRODUCT CODE	RDU025C10D
DIMENSIONS (L x W x H)	32" X 27" X 20"
COMPATIBLE WITH	DIESEL
FILL POINT	3"
PUMP	VANE
GUN	AUTO SHUT-OFF
FLOW RATE (GPM)	10
ELECTRIC CABLE LENGTH	16'
HOSE LENGTH	16'
TANK MATERIAL TYPE	POLYETHYLENE
DRY WEIGHT (LBS)	69



55 GALLON

PRODUCT CODE	RDU055C10D
DIMENSIONS (L x W x H)	32" X 27" X 30"
COMPATIBLE WITH	DIESEL
FILL POINT	3"
PUMP	VANE
GUN	AUTO SHUT-OFF
FLOW RATE (GPM)	10
ELECTRIC CABLE LENGTH	16'
HOSE LENGTH	16'
TANK MATERIAL TYPE	POLYETHYLENE
DRY WEIGHT (LBS)	80



75 GALLON

PRODUCT CODE	RDU075N10D
DIMENSIONS (L x W x H)	51" X 21" X 31"
COMPATIBLE WITH	DIESEL
FILL POINT	3"
PUMP	VANE
GUN	AUTO SHUT-OFF
FLOW RATE (GPM)	10
ELECTRIC CABLE LENGTH	16'
HOSE LENGTH	16'
TANK MATERIAL TYPE	POLYETHYLENE
DRY WEIGHT (LBS)	90



100 GALLON

PRODUCT CODE	RDU100S10D
DIMENSIONS (L x W x H)	47" X 34" X 34"
COMPATIBLE WITH	DIESEL
FILL POINT	3"
PUMP	VANE
GUN	AUTO SHUT-OFF
FLOW RATE (GPM)	10
ELECTRIC CABLE LENGTH	16'
HOSE LENGTH	16'
TANK MATERIAL TYPE	POLYETHYLENE
DRY WEIGHT (LBS)	100

Proudly distributed by



REFUELING EQUIPMENT DIESEL FUEL BOSS®

SPECIFICATIONS

DEF TRANSFER TANK



25 GALLON

PRODUCT CODE	REU025C09S
DIMENSIONS (L x W x H)	32" X 27" X 20"
COMPATIBLE WITH	DEF
FILL POINT	3/4"
PUMP	VANE
GUN	AUTO SHUT OFF
FLOW RATE (GPM)	8
ELECTRIC CABLE LENGTH	21'
HOSE LENGTH	20'
TANK MATERIAL TYPE	POLYETHYLENE
DRY WEIGHT (LBS)	74



55 GALLON

PRODUCT CODE	REU055C09S
DIMENSIONS (L x W x H)	32" X 27" X 30"
COMPATIBLE WITH	DEF
FILL POINT	3/4"
PUMP	VANE
GUN	AUTO SHUT OFF
FLOW RATE (GPM)	8
ELECTRIC CABLE LENGTH	21'
HOSE LENGTH	20'
TANK MATERIAL TYPE	POLYETHYLENE
DRY WEIGHT (LBS)	85



75 GALLON

PRODUCT CODE	REU075N09S
DIMENSIONS (L x W x H)	51" X 21" X 31"
COMPATIBLE WITH	DEF
FILL POINT	3/4"
PUMP	VANE
GUN	AUTO SHUT OFF
FLOW RATE (GPM)	8
ELECTRIC CABLE LENGTH	21'
HOSE LENGTH	20'
TANK MATERIAL TYPE	POLYETHYLENE
DRY WEIGHT (LBS)	95



100 GALLON

PRODUCT CODE	REU100S09S
DIMENSIONS (L x W x H)	47" X 34" X 34"
COMPATIBLE WITH	DEF
FILL POINT	3/4"
PUMP	VANE
GUN	AUTO SHUT OFF
FLOW RATE (GPM)	8
ELECTRIC CABLE LENGTH	21'
HOSE LENGTH	20'
TANK MATERIAL TYPE	POLYETHYLENE
DRY WEIGHT (LBS)	105

Proudly distributed by



REFUELING EQUIPMENT

DEF FUEL BOSS®



10
YEAR
TANK WARRANTY



MADE IN USA

Proudly distributed by
ONE
CLARION



INFORMATION

WARRANTY

You can depend on your Enduraplas® equipment to work as hard as you do, and for Enduraplas® to stand behind its equipment. We now offer an industry-leading warranty because we can. Visit www.enduraplas.com/warranty for more information.

	Standard Warranty	Extended Warranty	
Tanks	5 Years	*10 Years	*Double your tank warranty by completing your warranty registration. Please contact your dealer for complete terms & conditions.
Booms & Frames	1 Year	-	**Unless expressly stated that they have an extended original manufacturer warranty.
Parts & Accessories	**1 Year	-	

THE BRAND

The name Enduraplas® originated in 2003. Since then, the brand has spread quickly throughout USA and Canada to a point where it is a common name heard in the agriculture industry. Products with the Enduraplas® brand are recognized as high quality and premium in the markets we serve.

The following are registered (®) or unregistered (™) trademarks of Enduraplas® LLC:
Enduraplas®, Engineered for Endurance®, STRONG-X™, RIBBED-WALL™, THICK-WALL™, ANCHOR-POINT™, SINGLE-PIECE™, AUTO-DRAIN™, LIFTING-LUGS™, PIN-MOUNT™, ANTI-SPLASH™, Land Champ®, Fuel Boss®, Field Boss®, Spot Chief®, Foam Ranger™, Fire Ranger™.

LEGAL NOTICE

Enduraplas® reserves the right to change specifications, design and price of the products described in this literature without notice. Images used in this literature are pictured for display purposes only. Warranty of all products is only applicable when the product is used in accord with the operator’s manual. Improper use of any equipment or accessory may cause serious or fatal injury. Read, understand and follow carefully the operator’s manual before using these products.

FREIGHT

Contact us to learn the exact freight charges in your area. Visit www.clarionmunicipal.com