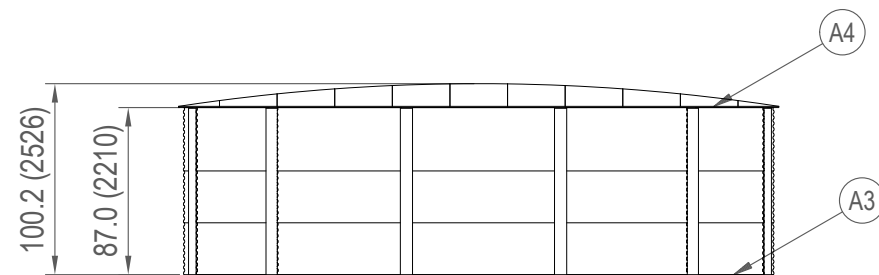


TANK PLAN
SCALE: 1:100



TANK ELEVATION
SCALE: 1:100

MANUFACTURER	
MODEL	UR3D307
GROSS CAPACITY	27,900 GALLONS
NET CAPACITY	24,400 GALLONS
SHELL COLOR / FINISH	NO COLOR / GALVANIZED FINISH
SHELL MOISTURE BARRIER	20mil UNSUPPORTED PE
LINER	ENVIROLINER 20mil
ROOF SHEETING	CORRUGATED 2.67" PITCH 7/8" DEPTH

ID	ACCESSORIES
A1	30" HINGED ROOF ACCESS HATCH
A2	LIGHT DUTY LADDER - 3 RING TANK
A3	307" GEOMAT
A4	DUST AND VERMIN PROTECTION
A5	6" PVC OVERFLOW PIPEWORK
A6	MECHANICAL LEVEL GAUGE

NOTES

GENERAL

- DRAWINGS TO BE READ IN CONJUNCTION WITH DESIGN SPECIFICATION
- EFFECTIVE VOLUME CALCULATION BASED ON STORAGE LOSS BELOW INVERT OF THE LOWEST OUTLET AND FROM 1" BELOW THE INVERT / LIP OF THE LOWEST OVERFLOW

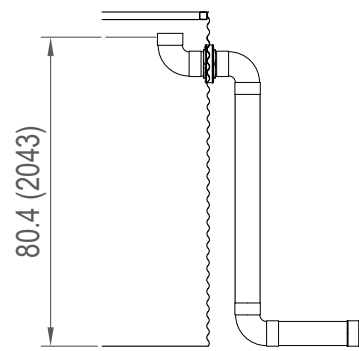
PRODUCTION

- ALL PIPEWORK & VALVES, UNLESS SPECIFIED, BY OTHERS

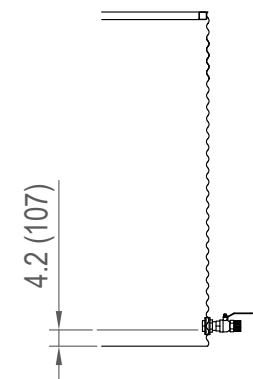
INSTALLATION

- ENSURE FIRM FLAT AND LEVEL SITE IS PROVIDED, AS PER SITE PREPARATION SPECIFICATION, PRIOR TO COMMENCING CONSTRUCTION
- ORIENTATION OF ALL FITTINGS TO BE CONFIRMED PRIOR TO INSTALLATION
- INSTALLATION TOLERANCES APPLY ON TOP OF STANDARD PRODUCTION TOLERANCES

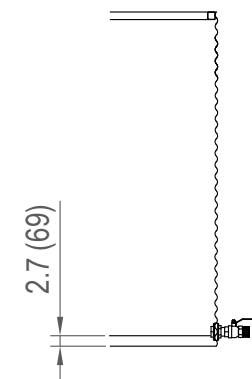
87.0	27,900
85.5	27,400
82.5	26,500
79.5	25,500
76.5	24,500
73.5	23,600
70.5	22,600
67.5	21,600
64.5	20,700
61.5	19,700
58.5	18,800
55.5	17,800
52.5	16,800
49.5	15,900
46.5	14,900
43.5	13,900
40.5	13,000
37.5	12,000
34.5	11,100
31.5	10,100
28.5	9,100
25.5	8,200
22.5	7,200
19.5	6,300
16.5	5,300
13.5	4,300
10.5	3,400
7.5	2,400
4.5	1,400
1.5	500
INCHES	US GAL
Ø307" TANK	
DEPTH CHART	



OVERFLOW
SCALE: 1:50



OUTLET
SCALE: 1:50



DRAIN
SCALE: 1:50

ID	DESCRIPTION	SIZE	TYPE	LVL.	MATERIAL	VALVE TYPE	INTERNAL
N1	OVERFLOW	6"	SDR 35	73.5	ASA	-	VERTICAL ORIFICE
N2	INLET	20"	BASKET	87.0	PP / PE	-	UV GUARD
N3	OUTLET	2"	Sch 40	5.25	GFN	Ni COATED BALL	HORIZONTAL ORIFICE
N4	DRAIN	2"	Sch 40	3.75	GFN	Ni COATED BALL	HORIZONTAL ORIFICE

REV.	DESCRIPTION	DATE	DRAWN	APPROVED
-2	DESCRIPTION UPDATES	18 NOV 16	BAF	---
-1	FIRST ISSUE	02 NOV 16	BAF	---

REVISIONS



www.clarionmunicipal.com
PO Box 700338
Wabasso, FL 32970
863-261-8388
info@oneclarion.com

	INIT.	DATE	DESCRIPTION
DRAWN BY			
CHECKED			
APPROVED			
ISSUED			

**28,000 GALLON TANK GENERAL ARRANGMENT
PRODUCTION PART**

INCHES (MILLIMETRES)	SCALE REFER SHEET	SHEET 1 of 1	Weight	PROJ. No. D030	DWG No. U-07.8-1000-00001	REV.	SHEET SIZE B ANSI
----------------------	-------------------	--------------	--------	----------------	---------------------------	------	-------------------