

4

3

2

1

DETAILS

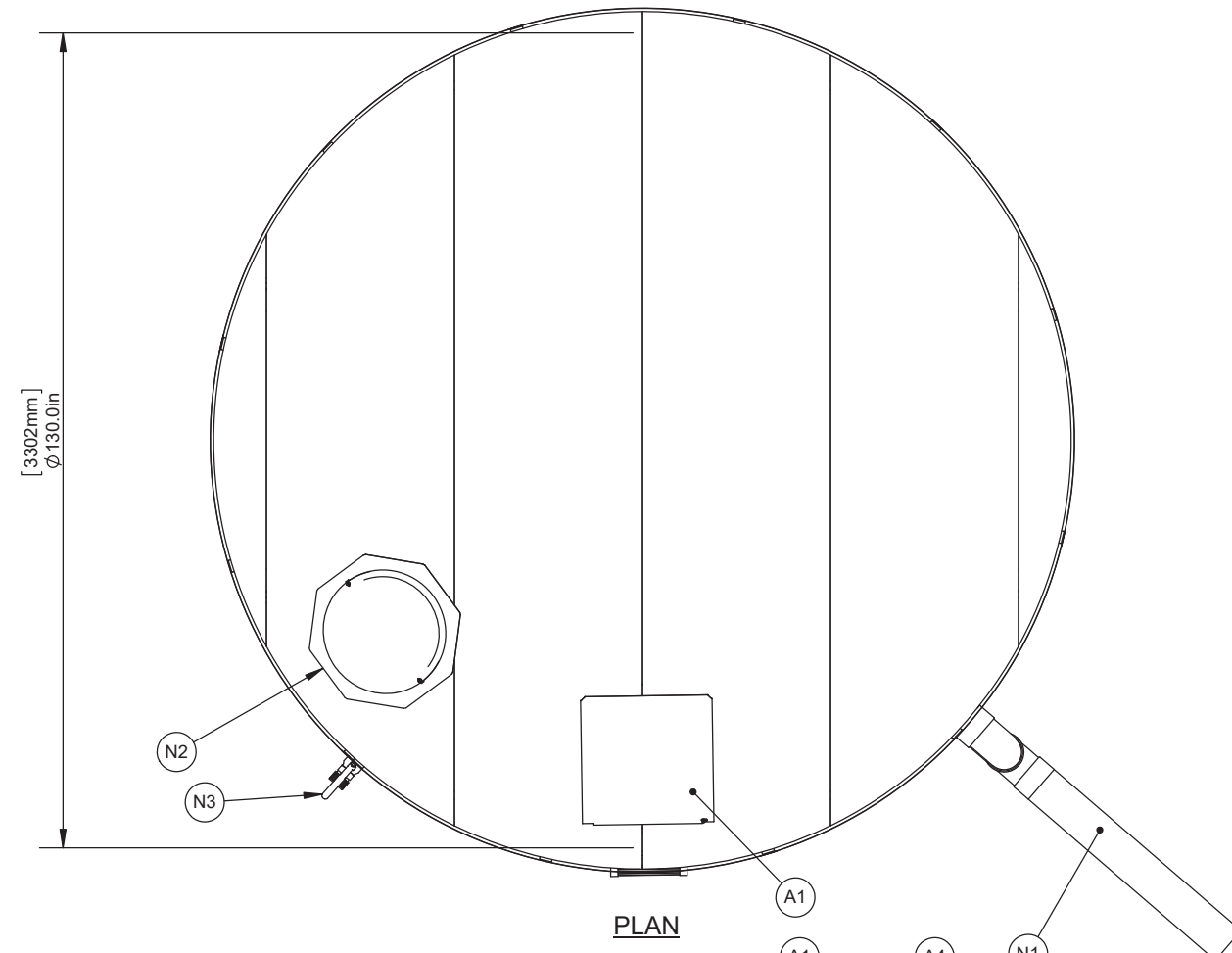
MODEL #	CA5000 WATER TANK
NOMINAL CAPACITY	5000 GAL
EFFECTIVE CAPACITY	4455 GAL
SHELL COLOR/ FINISH	NATURAL GALVANIZED FINISH
SHELL MOISTURE BARRIER	20mil UNSUPPORTED PE
LINER	20mil POLYETHYLENE GEOMEMBRANE
ROOF	CORRUGATED TRUSS ROOF

ACCESSORIES

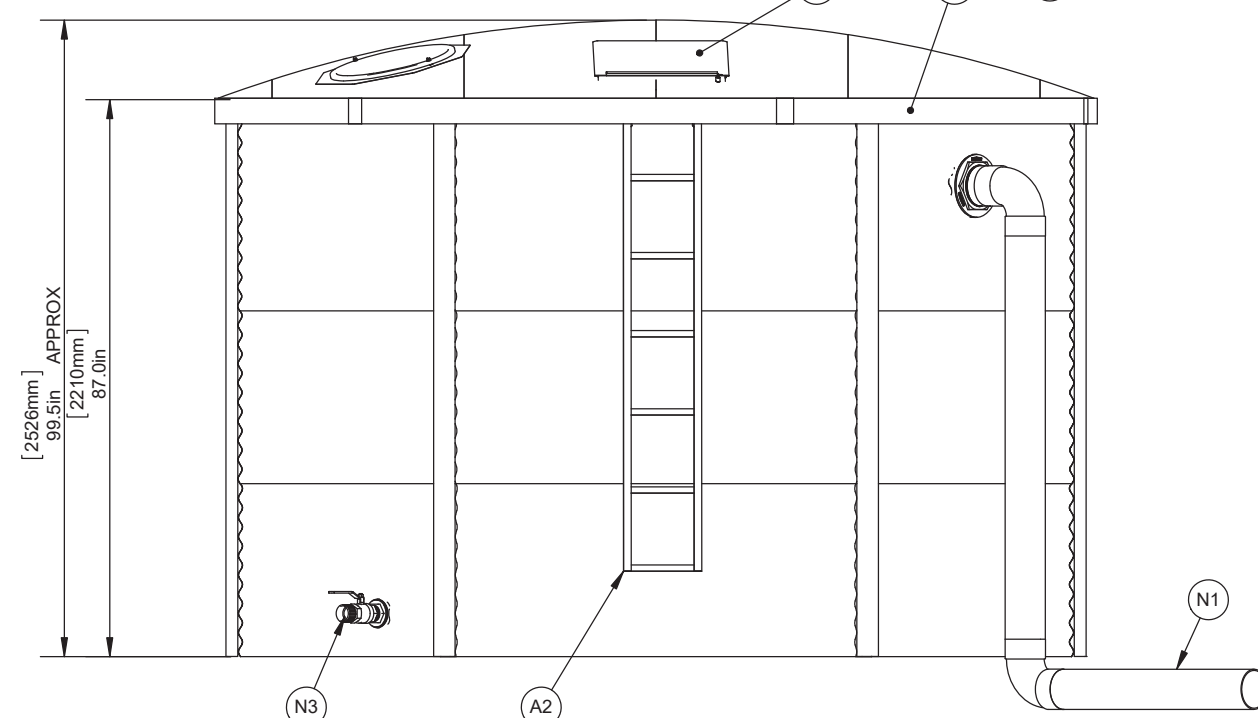
A1	20" SLIDING LOCKABLE HATCH
A2	LIGHT DUTY LADDER-3 RING TANK
A3	DUST AND VERMIN PROTECTION (NOT SHOWN)
A4	DECORATIVE STEEL FASCIA
A5	NEEDLE FREE NON-WOVEN POLYESTER GEOTEXTILE UNDERLAY (NOT SHOWN)

NOZZLES

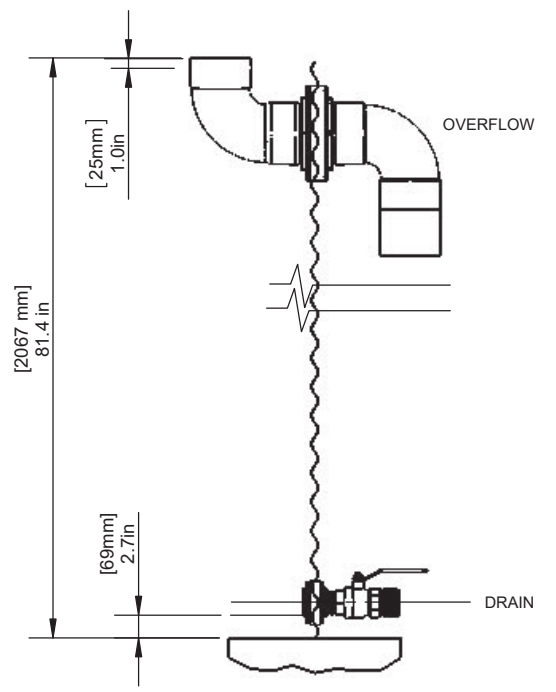
No.	DESCRIPTION	DETAILS	HEIGHT	RING	PANEL	CORR	OFFSET
N1	OVERFLOW	6" ASA TO PVC PIPEWORK	74 in	R1	P1	C8	0
N2	INLET	16" LEAF BASKET WITH UV GUARD	87 in				
N3	OUTLET	2" GFN TO SCH 40 ADAPTOR	7 in	R3	P1	C3	0



PLAN



ELEVATION



DRAIN(N3) & OVERFLOW (N1) SCHEMATIC

APPROVED FOR CONSTRUCTION

NAME _____

SIGNED _____

DATE _____

NOTES:

- DRAWINGS TO BE READ IN CONJUNCTION WITH DESIGN SPECIFICATION.
- EFFECTIVE CAPACITY WHEN ANTI VORTEX INHIBITOR INSTALLED - CALCULATED BASED ON STORAGE LOSS 1" ABOVE THE ANTI VORTEX PLATE AND FROM 1" BELOW THE INVERT/LIP OF THE LOWEST OVERFLOW.
- EFFECTIVE CAPACITY WHEN NO ANTI VORTEX INHIBITOR INSTALLED - CALCULATED BASED ON STORAGE LOSS BELOW INVERT OF THE LOWEST OUTLET AND FROM 1" BELOW THE INVERT/LIP OF THE LOWEST OVERFLOW.
- ALL PIPEWORK & VALVES UNLESS SPECIFIED ARE BY OTHERS.
- ENSURE FIRM, FLAT & LEVEL SITE AS PER SITE PREPARATION SPECIFICATIONS PRIOR TO COMMENCING CONSTRUCTION.
- ORIENTATION/ LOCATION OF ALL FITTINGS TO BE CONFIRMED PRIOR TO INSTALLATION.
- INSTALLATION TOLERANCES APPLY ON TOP OF STANDARD PRODUCTION TOLERANCES.

REV.	DESCRIPTION	DATE	DRN	APPROVED
A	ISSUE FOR INFORMATION	24 JAN 20	JC	DD
REVISIONS				

 www.clarionmunicipal.com PO Box 700338 Wabasso, FL 32970 863-261-8388 info@oneclarion.com	INIT.	DATE	GENERAL ARRANGEMENT CA5000 TANK - 5000 GALLONS 130" DIAMETER x 87" TALL			
	DRAWN BY	JC 24 JAN 20				
	CHECKED	DD 24 JAN 20				
	APPROVED					
ISSUED						
 [MILLIMETERS] INCHES	SCALE	SHEET	PROJ. No.	DWG No.	REV	SHEET
	NOTED	SHEET 1	NA	UTG-R3-DCA5-000	A	ANSI B

4

3

2

1