

# DOT Water Trailer - 1610 gallon

## Dependable Water Transportation

Rugged and dependable, this DOT compliant water tank and trailer package delivers superior performance that won't disappoint. These trailer offers greater efficiency and excellent maneuverability. It is manufactured with heavy duty materials, and also offers a host of customizable options. Backed with an industry leading 5 yr. warranty and 3 yr. non-prorated tank warranty, our package provides a specific balance of operational convenience, safety and durability. These Water Trailers are versatile, durable and one of the most well-made trailers on the market.

With the heavy demand and as a service to our customers, we keep a constant stream of these trailers in production. This greatly shortens the lead time, so that you can have your trailer on site and ready to use in (typically) half the time of our competitors. The DOT trailers are also available as a [500 gallon](#) and a [1010 gallon DOT water trailer package](#). Why wait? Order yours now! [1-863-261-8388](tel:1-863-261-8388)



# DOT Water Trailer - 1610 gallon

## What makes these trailers different?



### We've got you covered

Very few (if any) of our competitors believe in their manufacturing process enough to offer a 5 year warranty on their trailers. But our trailers are different. We take pride in providing the best product possible, delivered to your door. In addition to our manufacturer's frame warranty, we use only Norwesco tanks, which provide a 3 year non-prorated tank warranty. Most all other tank manufacturers offer a prorated warranty, meaning if the tank is 75% through its warranty period that the warranty only covers 25% of the cost to replace the warranted tank. However, contrary to the industry standard, **we use tanks with a non-prorated warranty.** What that means to you is that 100% of the tank is covered for the entire warranty period.

### Stronger than the average

While commonly used for water hauling and spraying, our trailers are actually built to withstand use with heavier liquids. This gives you flexibility and peace of mind in knowing that your multi-purpose trailer can safely handle whatever you need of it. They are built to safely haul liquids such as water-based fertilizers (up to 11 lbs/gallon), whereas water weighs only 8.32 lbs/gallon. Designed for heavy-weight hauling, our trailers are equipped with heavy-duty suspension, larger wheel bearings, heavier cast hubs, high-speed cambered axles, and highway rated tires. The frame has also been designed for high strength and active use with a manufacturing process that avoids cutting the channel iron wherever possible. Instead, the iron is bent and formed into shape, eliminating common weak points that are common with many other trailer frames. To add extra strength and ensure that there are no frame issues where the channel iron is bent, we reinforce it along the outside edge as well.

### Things you don't see do matter

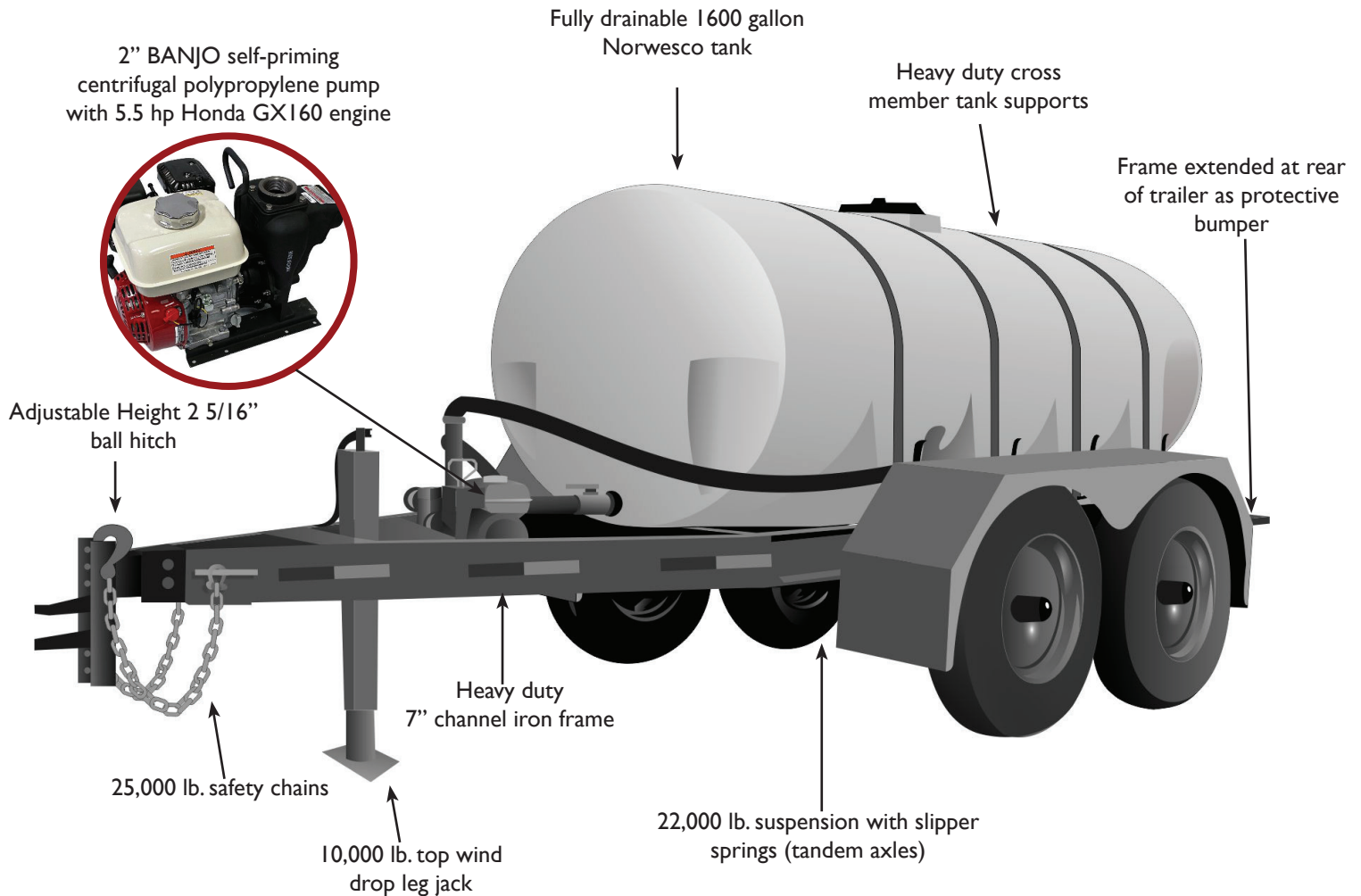
Have you ever purchased a trailer, only to find after a few months that rust is already showing? That results from a manufacturer that's more concerned with speed than with quality. You won't find that with these trailers. Our trailers get a good scrubbing before the powder coat paint finish is applied. Attention to even little details like this help ensure a long life for your trailer and are important to us.

### Freight savings, shorter lead times, delivered fully assembled

Select the shipping location that best fits your needs for freight and lead time. We ship from AL, AZ, CA, KS, KY, MN, ND, NE, WA. There's no need to wait for the ridiculous lead times of today's world - we always keep a supply of these trailers in production.



# DOT Water Trailer - 1610 gallon



## Features


- Electric Brakes, Fenders, & Lighting
- Heavy Duty 7" Channel Iron Frame
- 5.5 hp Honda GX160 engine
- 2" Banjo Self-Priming Centrifugal Polypropylene Pump, 195 gpm/45 psi
- 22,000 lb. suspension with slipper springs (tandem axles)

## Benefits

- Fully DOT Compliant for Public Roadway Transportation
- Easy to Maneuver
- Built for Heavy Hauling, On or Off Road
- Designed for stable weight distribution
- Low maintenance
- 5 Year Frame Warranty/3 Year Tank Warranty



# DOT Water Trailer - 1610 gallon



## Specifications

<b>Frame</b>	<ul style="list-style-type: none"> <li>• Heavy duty 7" channel iron frame</li> <li>• Heavy duty cross member tank supports</li> <li>• Extended double plated reinforced tongue</li> <li>• Pump and engine mounting space inside tongue for greater protection</li> <li>• Step mounted to trailer for easy tank access</li> <li>• 5 year trailer frame warranty</li> <li>• Frame extended at rear of trailer as protective bumper</li> </ul>
<b>Suspension</b>	<ul style="list-style-type: none"> <li>• Dual heavy-duty high-speed cambered axles, slipper leaf-spring suspension, 22,000 lb rating, heavy-duty wheel bearings</li> </ul>
<b>DOT Package</b>	<ul style="list-style-type: none"> <li>• Electric brakes, Fenders, Reflectors, LED Lighting</li> </ul>
<b>Tires</b>	<ul style="list-style-type: none"> <li>• Highway rated tires, 235/75R17.5 16 PLY tire with 8X6.5 Bolt Circle Wheel</li> </ul>
<b>Jack</b>	<ul style="list-style-type: none"> <li>• 10,000 lb. top wind drop leg jack</li> </ul>
<b>Hitch</b>	<ul style="list-style-type: none"> <li>• 25,000 lb. safety chains</li> <li>• Standard: Height adjustable hitch with 2 5/16" ball coupler (20,000 lb rating), Optional: Std. Clevis, 2" Ball Coupler, 3" Lunette eye</li> </ul>
<b>Engine &amp; Pump</b>	<ul style="list-style-type: none"> <li>• 5.5 hp Honda engine GX160, with electric start and remote start (optional)</li> <li>• 6.5 hp Briggs and Stratton gas engine upgrade option available</li> <li>• 2" BANJO self-priming centrifugal polypropylene pump, max flow: 195 GMP/45 PSI</li> </ul>
<b>Tank</b>	<ul style="list-style-type: none"> <li>• Fully draining Norwesco tank</li> <li>• 3 year non-prorated replacement warranty</li> </ul>
<b>Filling</b>	<ul style="list-style-type: none"> <li>• 2" BANJO full-port flange fittings</li> <li>• Quick fill system with fire-hose adapter</li> <li>• 2" PVC suction hose, 20 feet long, with poly basket strainer for filling from open water sources</li> </ul>
<b>Spraying</b>	<ul style="list-style-type: none"> <li>• Stainless steel spray nozzle (adjustable from 8' wide to 35' and spray approximately 25' deep from the rear), Maximum flow per nozzle is 100 GPM</li> <li>• Individual manual valve control available as well as control from cab with handheld wireless remote control</li> </ul>
<b>Size &amp; Weight</b>	<ul style="list-style-type: none"> <li>• 221 x 102 x 84 inches</li> <li>• 2925 lbs.</li> </ul>



# DOT Water Trailer - 1610 gallon



Need something smaller? We also offer this trailer in a 500 gallon size and a 1010 gallon size. It is designed specifically for safe transportation of heavy loads at highway speeds. In addition to hauling water, it can also safely transport heavier liquids such as fertilizers. Additionally, the single axle provides a significant advantage in being much easier to maneuver into tight spaces. All the same accessories are available as well, including mixers, booms, spray guns and more.

For details see: [525](#) and [1010](#) gallon DOT water trailer package.

*Note: The standard tank is translucent, with additional options of blue tanks or algae resistant black tanks available as well.*

## Extras to Make the Job Faster, Easier, Better



Spray Guns




Banjo Fittings



Hose Bibbs



Bulldog Jacks



Wireless-Remote



Spray Tips



Hose Reels



Ladders

These are only a few of your options! To see a full list of water trailer equipment and accessory choices, please see: [Water Trailer Accessories \(pdf\)](#) or contact us!



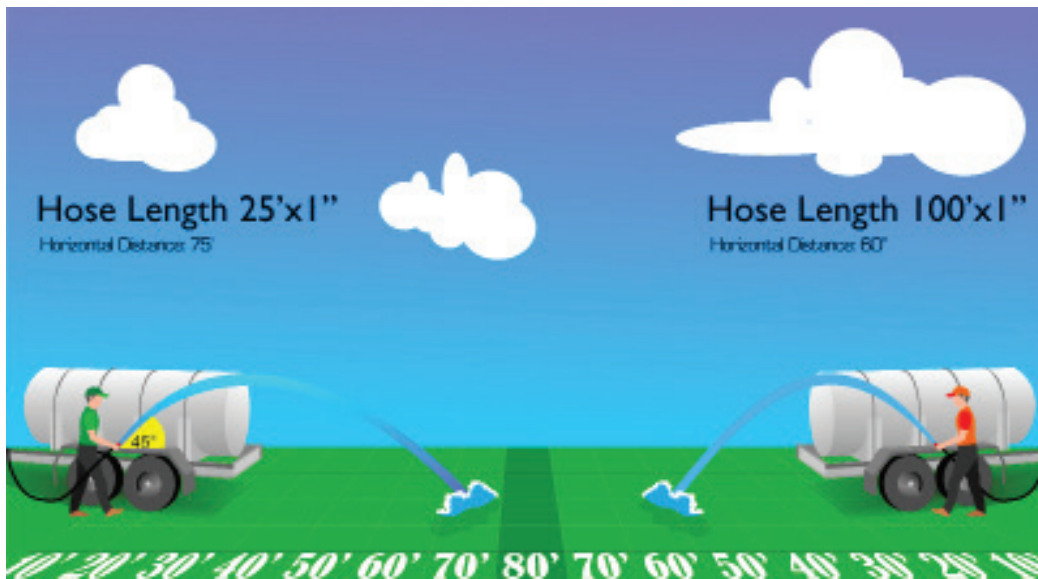
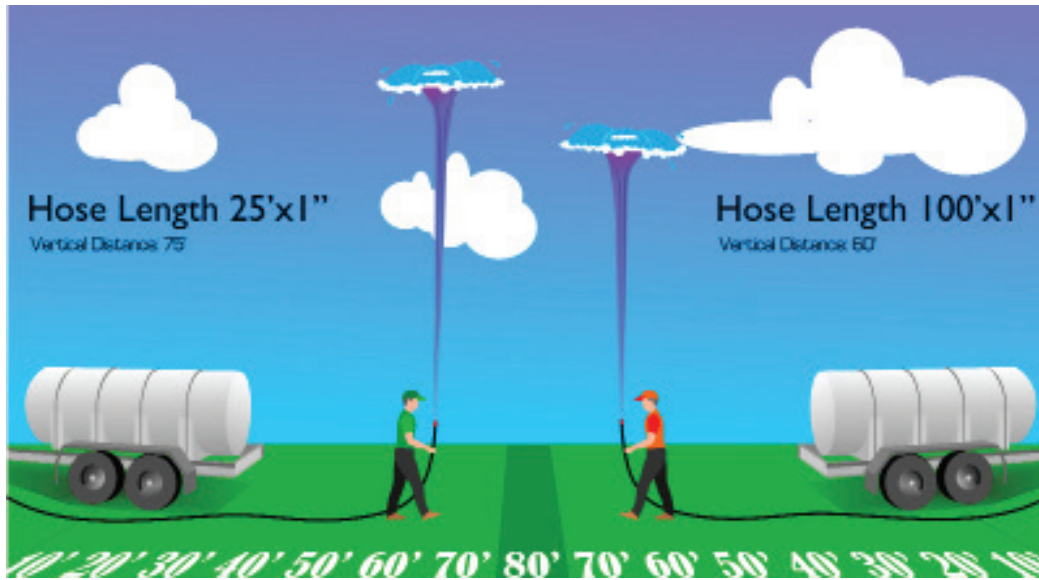
*We are here to serve you. Just call or email with your project specifications and details, and we'll do the rest. Our goal is to provide the best solution for your project, with materials delivered on time at a price that fits nicely within your budget.*



# DOT Water Trailer - 1610 gallon

## 25' vs. 100' Fire Hose Performance Comparison

With the 100' hose, the water has a longer distance to travel. The water pressure drops significantly over that distance, and ends up coming out of the nozzle with less force than with the shorter hose. However, not all jobs are the same, and certain situations you may want the extra hose length. We can help though. Tell us how you intend to use the firehose, and we'll help you decide which one will best fit your needs!



For more complete information on One Clarion products and solutions, visit us on the web at: [www.clarionmunicipal.com](http://www.clarionmunicipal.com) or call us at: (+1) 863-261-8388 | [info@oneclarion.com](mailto:info@oneclarion.com)

© 2024 One Clarion. All rights reserved. One Clarion terms and conditions apply.

All photos are representative only. Actual products may differ. Materials and specifications are subject to change without notice. Featured products in photos may include additional equipment or accessories.

